

TOWN OF STONINGTON, CONNECTICUT



PROPOSED BUDGET

For the Fiscal Year July 1, 2023 – June 30, 2024


**The following will be presented at a Town Meeting on
Monday, May 08, 2023**

**TOWN OF STONINGTON
TABLE OF CONTENTS
2023-2024 PROPOSED BUDGET**

	<u>PAGE</u>
BUDGET MESSAGE	1
<u>INTRODUCTION</u>	
Budget Calendar	3
Town Information & Demographics	4
Building Permits	10
Top Ten Taxpayers	11
Principal Officials	12
Organization Chart	13
Property Tax on a Residential Home with a Median Market Value of \$462,100	14
Revenue/Expenditure Pie Charts	15
Fund Balance History	17
Mil Rate Calculation	18
Mil Rate Impact Summary	19
Revenue Summary	20
Expenditure Summary	22
<u>FIRST SELECTMAN</u>	
Office of Selectman	42
Programs & Agencies	42
Waterfront Commission	42
Pawcatuck River Harbor Management	42
Shellfish Commission	43
Economic Development Commission	43
Stonington Facilities Committee	43
Beautification Committee	43
Charter Revision Committee	43
Emergency Management	43
Elections	43
Town Clerk	44
Town Meeting & Referenda	44
Payments to Other Civil Divisions	44
<u>DEPARTMENT OF ADMINISTRATIVE SERVICES</u>	
Administrative Services	48
Information Systems	49
Human Resources	50
Health Officer and Sanitarian	50
Community Development	50

**TOWN OF STONINGTON
TABLE OF CONTENTS
2023-2024 PROPOSED BUDGET**

	<u>PAGE</u>
 <u>DEPARTMENT OF ASSESSMENT</u>	
Assessor's Office	56
Board of Assessment Appeals	56
 <u>DEPARTMENT OF FINANCE</u>	
Finance Office	61
Treasurer	61
Tax Collector	62
Board of Finance	63
Risk Management	63
DEBT SERVICE	68
 <u>DEPARTMENT OF PLANNING</u>	
Planning and Land Use	73
Planning & Zoning Commission	74
Zoning Board of Appeals	74
Conservation Commission	74
Inland Wetlands Commission	74
Climate Change Task Force	74
 <u>DEPARTMENT OF PUBLIC WORKS</u>	
Highway	79
Solid Waste	84
Engineering Services	92
Facilities Operations (formerly Building Operations)	95
Building Official	99
Water Pollution Control Authority (WPCA)	103
DEPARTMENT OF POLICE SERVICES	111
 <u>DEPARTMENT OF HUMAN SERVICES</u>	
Human Services	116
Commission on Aging	116
Recreation	116
Libraries	117
Outside Agencies	117
Ambulances & Fire Services	117
 BOARD OF EDUCATION	 119
 CAPITAL IMPROVEMENT PROGRAM (CIP)	 136



**TOWN OF STONINGTON
SELECTMAN'S OFFICE
DANIELLE CHESEBROUGH
FIRST SELECTMAN**

152 Elm Street • Stonington, Connecticut 06378 • (860) 535-5050

2023 – 2024 ANNUAL BUDGET MESSAGE

As often noted, a budget is a reflection of a community's priorities. For anyone looking to get a better understanding of the community they live in, or might want to move to, reading through the municipal budget would be an excellent, honest reflection of that community's long- and short-term focus. Where and how a community chooses to invest taxpayer dollars says a great deal.

The budget put forward for the next fiscal year is one that reflects the Town of Stonington as fiscally prudent, compassionate and willing to invest for the long-term good of the community. The budget shows that we are a community that listens and takes proactive action. We are a community that relies on its many, dedicated partners to ensure we offer an excellent quality of life to residents of all ages, backgrounds and abilities.

The budget process itself continues to showcase the importance of civil discourse. Seven members of our Board of Finance spend weeks listening to an assessment of both current and future needs across a range of areas, including police, human services, education, solid waste, public works and general government. Working in partnership the members then engaged in dialogue to create a budget that balances immediate and long-term needs.

The budget before you would not be possible without the diligent work of municipal and school staff, and the collaborative work of volunteers on our various Boards and members of our nonprofit community. We are a community that benefits from the diverse range of skills and perspectives these individuals offer. The staff and volunteers who come before the Board of Finance advocate ardently for investments they believe are necessary in our annual budget.

The budget process allows us to take a step back and look at the needs of the entire community and then make choices that balance immediate and long-term needs, alongside worthwhile investments for the future.

Each year the process shows us once again that when we work together, we can come out with an end result that benefits the whole community. This year's budget breakdown has the school system at about 52% of the total budget. General government, which includes police, public works, human services and nonprofit partners, is about 34%. Debt service has started coming down and is now at 9.5% and our Capital Improvement Projects are about 4.5%. The commentary that can be found at the start of each budget segment offers highlights on the work of the past year, and insights on the objectives for the future.

Creating a balanced budget takes a great deal of input and effort, and I would like to thank all of those involved in our budget process. It is thanks to the years of collaborative efforts, like we saw again this year, that have made it possible for Stonington to maintain our AAA bond rating, the highest level a municipality can earn. It has also enabled our community to benefit from having one of the lowest tax rates in Southeastern CT.

We rely heavily on the work done by our over 40 local, nonprofits and 30+ municipal boards. Our community would not run without the work done by countless volunteers and donors. We thank all those who give, and would like to encourage anyone who is able to consider further ways you can help give back to our amazing town.

To all those who have made this budget possible, and to those doing the work that makes the Town of Stonington what it is, I wish to extend a very sincere thank you. Thank you for being part of our community and we are looking forward to tackling many important areas of work together.

Thank you, Stonington.

Sincerely,

Danielle Chesebrough, Stonington First Selectman

**TOWN OF STONINGTON
BUDGET CALENDAR
2023-2024 FISCAL YEAR**

November 03, 2022	Budget packets to submitting departments.
December 09, 2022	Itemization of Expenditures, Budget Commentary and Professional Services are sent to Finance Office.
December 31, 2022	Departmental Budget Requests are compiled by the Finance Office and sent to the First Selectman
January 2023	First Selectman will meet with Department Heads to review submitted budgets. First Selectman forwards her budget to the Board of Finance.
February 2023 - March 2023	Board of Finance review of Departmental Budgets.
No later than March 1, 2023	Board of Education Budget to First Selectman and Board of Finance.
March 2023	Board of Finance finalizes its recommended budget for Public Hearing.
March 28, 2023 (Not later than the 1 st Monday in May)	Board of Finance - Public Hearing on the Budget
May 08, 2023 (No later than the 3 rd Monday in May)	Annual Town Meeting on the Budget

THE TOWN OF STONINGTON

The Town of Stonington is located in the southeastern corner of Connecticut, bordering Rhode Island to the east, Long Island Sound to the south, Groton, Ledyard and North Stonington to the west and north. Fishers Island and Long Island can be seen to the southwest and Block Island to the southeast. The rocky shoreline has many peninsulas, islands, coves and marshes.

Stonington boasts a rare and attractive combination of seaside and semi-rural working and living sites. The Town is within two hours or less of major research and transportation centers in Boston, Providence, New Haven, Hartford and New York. Access via I-95 is minutes away. Major airports are located nearby in Groton, Hartford, Springfield, Providence and Boston. Amtrak trains are located in the Village of Mystic located within the Town of Stonington, New London and Westerly, Rhode Island.

The Town of Stonington, covering 42.7 square miles in New London County, was settled in 1649. The 2010 census population totals 18,293, with 10% residing in the Borough. Two other concentrated areas are the Pawcatuck and Mystic sections of the Town, which have 40% and 20%, respectively, of the Town's population.

The Borough of Stonington, the oldest borough in Connecticut, was incorporated in 1801. Steeped in the history of its past as a whaling port and home of the last remaining commercial fishing fleet in the State, it includes a number of large, well maintained homes of former mariners including Nathaniel Palmer.

Pawcatuck has continued its proud heritage as the home of industrial leaders such as Davis Standard Corporation, the premier supplier of plastic extrusion systems.

Mystic was developed around the shipbuilding industry. Today Mystic boasts three distinct visiting areas. Historic Downtown Mystic is rich with diverse specialty shops, Mystic Seaport, and the Museum of America and the Sea, which provides an inside, look at New England's maritime heritage. Olde Mystic Village has over sixty shops set in a New England style village and Mystic Marine Life Aquarium. Old Mystic is the original community at the head of the Mystic River and Foxwoods Resort Casino is fifteen minutes north of Mystic.

Organization of the Government

The Town adopted a charter, its first, on November 7, 1989, which calls for a Town Meeting form of government. The Town Meeting acts as the legislative body. The three-member Board of Selectmen acts as the governing body for most matters with certain boards and agencies having jurisdiction over specific areas such as the Board of Finance, Water Pollution Control Authority, Board of Education, Planning and Zoning Commission and Zoning Board of Appeals. The First Selectman is the Chief Executive Officer, with an appointed Director of Administrative Services to maintain continuity of government services.

The financial administrator of the Town is the Director of Finance. The Director of Finance administers and accounts for all Town funds. The Town provides a full range of services including public safety, street maintenance and sanitation, health and human services, public parks and recreation, libraries, education, culture, public improvements, planning and zoning, water, sewer and general administrative services.

The Town is divided into five voting districts, and Town elections are held biennially in odd-numbered years.

Accounting System

The Town's accounting system is organized and operated on a fund basis. A fund is defined as an independent fiscal and accounting entity with a self-balancing set of accounts. The types of funds utilized by the Town are as follows: general, special revenue, capital projects, internal service, enterprise, and trust and agency. The type and number of individual funds is determined by GAAP and sound financial administration. The general fund operations are maintained on a modified accrual basis, with revenue being recognized as it becomes both measurable and available and expenditures being generally recognized when the services or goods are received and liabilities incurred. Accounting records for the Town's internal service, enterprise and nonexpendable trust funds are on the accrual basis of accounting.

The Town maintains a system of internal accounting controls to provide reasonable assurance that the books and records reflect authorized transactions of the Town. Internal accounting controls involve activities that relate to authorizing, processing, recording and reporting transactions, and include controls such as the division of key duties and responsibilities among different employees and the existence and implementation of standardized operating procedures.

Controls are designed to provide reasonable, but not absolute, assurance regarding: (1) the safeguarding of assets against loss from unauthorized use; and (2) the reliability and accuracy of financial statements. The concept of reasonable assurance recognizes that the cost of internal control should not exceed the benefits likely to be derived, and that the evaluation of cost and benefits requires estimates and judgments by management. The Town believes that its internal accounting controls adequately safeguard assets and provide reasonable assurance of proper recording of financial transactions.

Budgetary Control

No later than the fifteenth day of March, the First Selectman shall present to the Board of Finance and the Board of Selectmen an itemized annual operating budget, including the Board of Education budget. The Board of Finance shall hold one (1) or more public hearings no later than the first Monday of May. The Board of Finance shall have the authority to increase or decrease the budget submitted by the First Selectman. Within fifteen (15) days after holding the final such public hearing, the Board of Finance shall approve an operating budget and file the same with the Town Clerk for submission to the Annual Town Budget Meeting, which is to be held no later than the third Monday in May. If the budget has not been submitted or petitioned to a Referendum, the budget as presented may be adopted by a majority vote of those present and voting thereon. Upon approval of the Budget by vote of the Town Meeting or Referendum, said budget shall be deemed to constitute the appropriation to each Department, or sub-Department thereof, and to each Office, Board, Agency and Commission of the Town. Additional appropriations may be made during the year by the Board of Finance in an amount not to exceed \$20,000 in any one line item, or accumulative approval of additional appropriations above 0.5% of the current annual budget.

Budgetary control is maintained by an encumbrance system. All purchases require a purchase requisition and a purchase order. Funds are recorded as encumbered when the purchase order is issued and expenditures are recorded when the Town issues a check or incurs liability. All unencumbered appropriations lapse at year end; except in the Capital Projects Funds where appropriations are continued until completion of the projects. Budgetary control in the Capital Projects Funds is achieved by the constraints imposed by the project's authorization or grant awards related to these funds.

**TOWN OF STONINGTON
ECONOMIC AND DEMOGRAPHIC INFORMATION**

POPULATION AND DENSITY

<i>Year</i>	<i>Actual Population</i>	<i>% Increase/ (Decrease)</i>	<i>Density</i>	<i>State of Connecticut</i>	<i>% Increase</i>
1980	16,220	-	416	3,107,576	-
1990	16,919	4.31%	434	3,287,116	5.78%
2000	17,906	5.83%	459	3,405,565	3.60%
2010	18,545	3.57%	476	3,583,561	4.89%
2014	18,539	-0.03%	475	3,592,053	.32%
2015	18,492	-0.25%	474	3,593,222	.24%
2016	18,477	-0.08%	474	3,588,570	-.10%
2017	18,483	0.03%	474	3,594,478	0.16%

Source: 2013-2017 American Community Survey 5-year Estimates

AGE DISTRIBUTION OF THE POPULATION

<i>Age</i>	<i>Town of Stonington</i>		<i>State of Connecticut</i>	
	<i>Number</i>	<i>Percent</i>	<i>Number</i>	<i>Percent</i>
Under 5 years	653	3.53%	186,188	5.18%
5 - 9 years	950	5.14%	206,536	5.75%
10 - 14 years	844	4.57%	225,831	6.28%
15 - 19 years	1,070	5.79%	249,777	6.95%
20 - 24 years	917	4.96%	245,849	6.84%
25 - 34 years	1,558	8.43%	439,239	12.22%
35 - 44 years	1,971	10.66%	433,401	12.06%
45 - 54 years	2,849	15.41%	535,611	14.90%
55 - 59 years	1,570	8.49%	266,501	7.41%
60 - 64 years	1,566	8.47%	229,788	6.39%
65 - 74 years	2,400	12.98%	318,515	8.86%
75 - 84 years	1,329	7.19%	167,133	4.65%
85 years and over	806	4.36%	90,109	2.51%
Total	18,483	100.00%	3,594,478	100.00%
Median Age (Years)	49.4		40.8	

Source: 2013-2017 American Community Survey 5-year Estimates.

INCOME DISTRIBUTION

<i>Income</i>	<i>Town of Stonington</i>		<i>State of Connecticut</i>	
	<i>Families</i>	<i>Percent</i>	<i>Families</i>	<i>Percent</i>
Less than \$10,000	222	4.26%	27,787	3.10%
\$10,000 to \$14,999	82	1.57%	16,143	1.80%
\$15,000 to \$24,999	76	1.46%	41,072	4.59%
\$25,000 to \$34,999	189	3.63%	52,218	5.83%
\$35,000 to \$49,999	313	6.01%	82,371	9.20%
\$50,000 to \$74,999	910	17.46%	134,356	15.00%
\$75,000 to \$99,999	890	17.08%	122,244	13.65%
\$100,000 to \$149,999	925	17.75%	186,352	20.81%
\$150,000 to \$199,999	668	12.82%	100,359	11.20%
\$200,000 or more	939	17.96%	132,765	14.82%
Total.....	5,211	100.00%	895,667	100.00%

Source: 2013-2017 American Community Survey 5-year Estimates.

INCOME LEVELS

	<i>Town of Stonington</i>	<i>State of Connecticut</i>
Per Capita Income, 2017	\$49,353	\$41,365
Per Capita Income, 2016	\$47,422	\$39,903
Per Capita Income, 2015	\$43,749	\$38,803
Per Capita Income, 2014	\$44,599	\$38,480
Per Capita Income, 2013	\$44,787	\$37,892
Per Capita Income, 2012	\$44,483	\$37,807
Median Family Income, 2017	\$96,297	\$93,800
Median Family Income, 2016	\$ 97,288	\$91,274
Median Family Income, 2015	\$ 96,007	\$89,031
Median Family Income, 2014	\$100,521	\$88,217
Median Family Income, 2013	\$100,399	\$87,245
Median Family Income, 2012	\$100,727	\$87,182
Percent Below Poverty, 2017	6.40%	7.00%
Percent Below Poverty, 2016	7.00%	7.30%
Percent Below Poverty, 2015	6.70%	7.60%
Percent Below Poverty, 2014	4.80%	7.50%
Percent Below Poverty, 2013	4.60%	10.20%
Percent Below Poverty, 2012	4.80%	10.00%

2013-2017 American Community Survey 5 year Estimates

EDUCATIONAL ATTAINMENT
Years of School Completed Age 25 and Over

	<i>Town of Stonington</i>		<i>State of Connecticut</i>	
	<i>Number¹</i>	<i>Percent</i>	<i>Number¹</i>	<i>Percent</i>
Less than 9th grade	307	2.19%	104,623	4.22%
9th to 12th grade, no diploma	493	3.51%	137,877	5.56%
High School graduate (includes equivalency)	3,453	25.58%	673,582	27.16%
Some college, no degree	1,909	13.59%	422,535	17.04%
Associate degree	1,138	8.10%	188,481	7.60%
Bachelor's degree	3,597	25.39%	532,055	21.45%
Graduate or professional degree	3,182	22.65%	421,144	16.98%
Total	14,049	100.00%	2,480,297	100.00%
Total high school graduate or higher (%)	94.30%		90.20%	
Total bachelor's degree or higher (%)	48.00%		38.40%	

Source: 2013-2017 American Community Survey 5 year Estimates.

AGE DISTRIBUTION OF HOUSING

<i>Year Built</i>	<i>Town of Stonington</i>		<i>State of Connecticut</i>	
	<i>Units</i>	<i>Percent</i>	<i>Units</i>	<i>Percent</i>
2014 or later	63	.67%	5,367	0.36%
2010 to 2013	92	.97%	17,308	1.15%
2000 to 2009	822	8.68%	105,131	6.97%
1990 to 1999	867	9.16%	114,261	7.58%
1980 to 1989	1,296	13.69%	191,939	12.73%
1970 to 1979	960	10.14%	200,217	13.28%
1960 to 1969	1,024	10.82%	205,463	13.63%
1950 to 1959	1,053	11.13%	225,763	14.97%
1940 to 1949	419	4.43%	104,251	6.91%
1939 or earlier	2,869	30.31%	338,011	22.42%
Total Housing Units, 2016	9,465	100.00%	1,507,711	100.00%
Percent Owner Occupied, 2016	73.50%		66.60%	

Source: 2013-2017 American Community Survey 5 year Estimates.

HOUSING INVENTORY

<i>Type</i>	<i>Town of Stonington</i>		<i>State of Connecticut</i>	
	<i>Units</i>	<i>Percent</i>	<i>Units</i>	<i>Percent</i>
1-unit, detached	6,590	69.62%	892,621	59.20%
1-unit, attached	264	2.79%	81,393	5.40%
2 units	776	8.20%	123,040	8.16%
3 or 4 units	803	8.48%	130,914	8.68%
5 to 9 units	334	3.53%	82,787	5.49%
10 to 19 units	168	1.77%	56,540	3.75%
20 or more units	315	3.33%	128,477	8.52%
Mobile home	206	2.18%	11,564	0.77%
Boat, RV, van, etc.	9	0.10%	375	0.02%
Total Inventory	9,465	100.00%	1,507,711	100.00%

Source: 2013-2017 American Community Survey 5 year Estimates.

OWNER-OCCUPIED HOUSING VALUES


<i>Specified Owner-Occupied Units</i>	<i>Town of Stonington</i>		<i>State of Connecticut</i>	
	<i>Number</i>	<i>Percent</i>	<i>Number</i>	<i>Percent</i>
Less than \$50,000	284	4.82%	24,038	2.65%
\$50,000 to \$99,999	97	1.65%	29,789	3.29%
\$100,000 to \$149,999	211	3.58%	83,320	9.19%
\$150,000 to \$199,999	587	9.96%	141,024	15.55%
\$200,000 to \$299,999	1,607	27.27%	244,356	26.95%
\$300,000 to \$499,999	1,861	31.57%	236,671	26.10%
\$500,000 to \$999,999	949	16.10%	106,192	11.71%
\$1,000,000 or more	298	5.06%	41,408	4.57%
Total	5,894	100.00%	906,798	100.00%
 Median Value	 \$315,800		 \$270,100	

Source: 2013-2017 American Community Survey 5-year Estimates.

TOWN OF STONINGTON
BUILDING PERMITS
2005 – 2022

Fiscal Year	Residential		Commercial/Industrial		Other		Total	
	No.	Value	No.	Value	No.	Value	No.	Value
2022	791	\$44,989,818	100	\$8,085,525	1108	\$12,398,630	1999	\$65,473,973
2021	800	\$33,332,467	100	\$6,624,734	87	\$ 238,238	987	\$40,195,439
2020	597	\$35,416,477	201	\$12,294,663	2	\$ 29,600	800	\$47,740,740
2019	679	\$35,760,168	83	\$9,549,738	0	-	762	\$45,309,906
2018	567	\$33,250,966	76	\$14,097,124	2	\$ 95,000	645	\$47,443,090
2017	516	\$22,786,919	83	\$63,546,892	1	\$1,042,361	600	\$87,376,172
2016	617	\$26,199,595	83	\$44,750,465	1	\$ 7,467	701	\$70,957,527
2015	562	\$18,874,868	68	\$12,935,000	0	-	630	\$31,809,868
2014	534	\$21,792,916	82	\$ 4,239,927	0	-	616	\$26,032,843
2013	475	\$17,896,723	76	\$ 4,970,919	0	-	551	\$22,867,642
2012	483	\$20,789,608	81	\$ 6,614,614	0	-	564	\$27,404,222
2011	470	\$13,419,687	81	\$ 4,827,452	6	\$2,361,671	557	\$20,608,810
2010	458	\$19,446,637	61	\$ 2,538,975	3	\$ 57,500	522	\$22,043,112
2009	403	\$10,803,781	57	\$ 4,988,722	1	\$ 8,000	461	\$15,800,503
2008	490	\$37,575,985	76	\$17,849,322	1	\$ 50,000	567	\$55,475,307
2007	554	\$41,683,835	46	\$18,657,243	0	-	600	\$60,341,078
2006	617	\$38,404,873	59	\$ 5,204,938	0	-	676	\$43,609,811
2005	551	\$31,951,250	55	\$ 6,552,778	0	-	606	\$38,504,028

Source: Town Building Department



TOWN OF STONINGTON

ASSESSOR'S OFFICE

152 Elm Street • Stonington, Connecticut 06378

(860) 535-5098 • Fax (860) 535-5052

TOP TEN TAXPAYERS

OCTOBER 1, 2022 GRAND LIST

	<u>NET ASSESSMENT</u>
1. CONNECTICUT LIGHT & POWER CO.	\$56,181,090
2. SENIOR LIVING BY MASONICARE (PILOT)	42,438,690*
3. MYSTIC CT SENIOR PROPERTY LLC (Stone Ridge& ROC Senior)	23,929,200
4. AQUARION WATER CO OF CT	14,447,760
5. DDH HOTEL MYSTIC LLC (Mystic Hilton)	13,768,550
6. VIII-HII-WHITEHALL AVENUE LLLC (Residence Inn)	12,436,090
7. MASHANTUCKET PEQUOT TRIBE	11,707,260
8. RESNIKOFF JOYCE O TRUSTEE (Olde Mistick Village)	10,944,000
9. YANKEE GAS	10,012,410
10. SPIRIT MASTER FUNDING X LLC	8,948,600

*Based upon payment made under the Payment in Lieu of Taxes agreement (PILOT)

**TOWN OF STONINGTON
LIST OF PRINCIPAL OFFICIALS**

BOARD OF SELECTMEN *

Danielle Chesebrough, First Selectman
June D. Strunk, PHD
Deborah Downie

BOARD OF EDUCATION *

Farouk Rajab, Chairperson
Heidi Simmons, Secretary
Craig Esposito
Sara Baker
Daniel Kelley
Christopher Donahue
Kevin Agnello

FINANCE DEPARTMENT

James Sullivan, CPA, Director of Finance
Linda Camelio, Tax Collector *
Sandy Grimes, Treasurer *

TOWN DEPARTMENTS

Patti Burmahl, Director of Administrative Services
Jennifer Lineaweaver, Director of Assessment
Jay DelGrosso, Chief of Police
Vacant, Public Works Director
Susan Cullen, Director of Economic & Community Development
Dan Smith, Director - Water Pollution Control Authority
Larry Stannard, Building Official
Jill Senior, Solid Waste Manager
Sally Duplice, Town Clerk *
Christopher Greenlaw, Town Engineer
Leanne Theodore, Director of Human Services
Mary Anne Butler J.D., Superintendent of Schools
Alisha Stripling, School Business Administrator

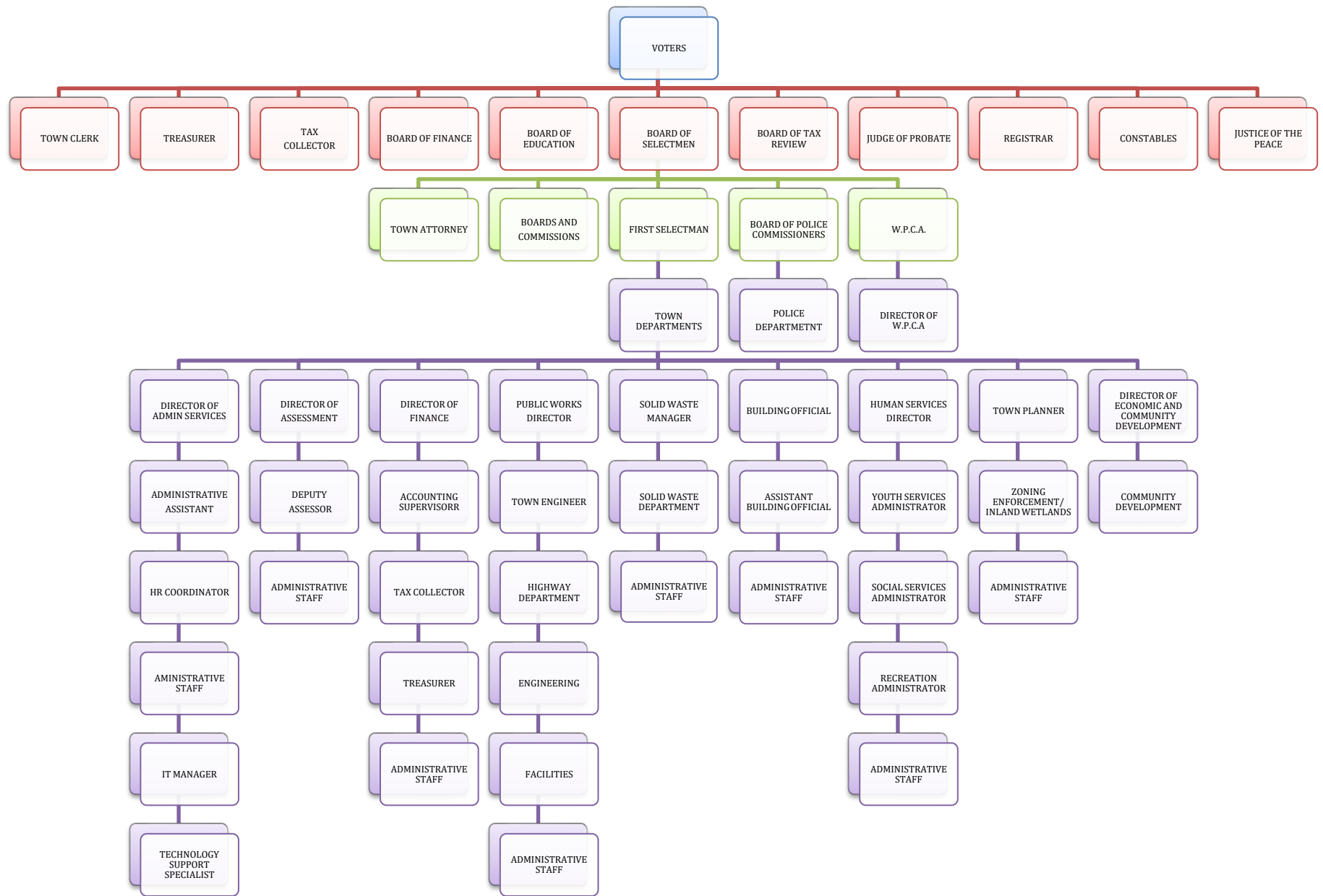
BOARD OF FINANCE *

Tim O'Brien, Chairman
Lynn Young, Secretary
Chris Johnson
Michael Fauerbach
Deborah Norman
Bob Statchen
Bryan Bentz


TOWN ATTORNEY

Thomas J. Londregan - General Counsel

***Denotes Elected Official/Position**

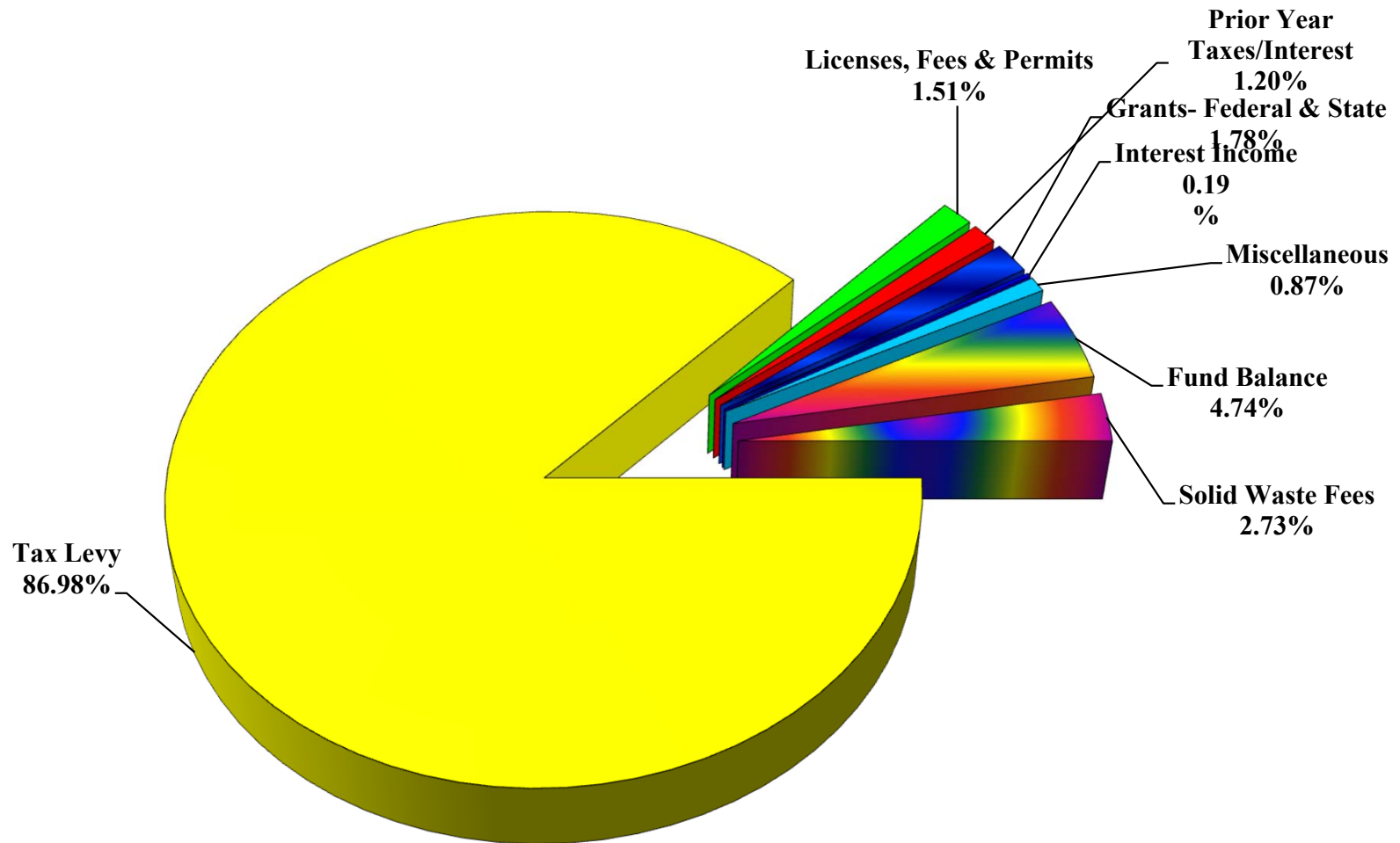


Property Tax on a Residential Home in Stonington with a Mean Market Value of \$462,100



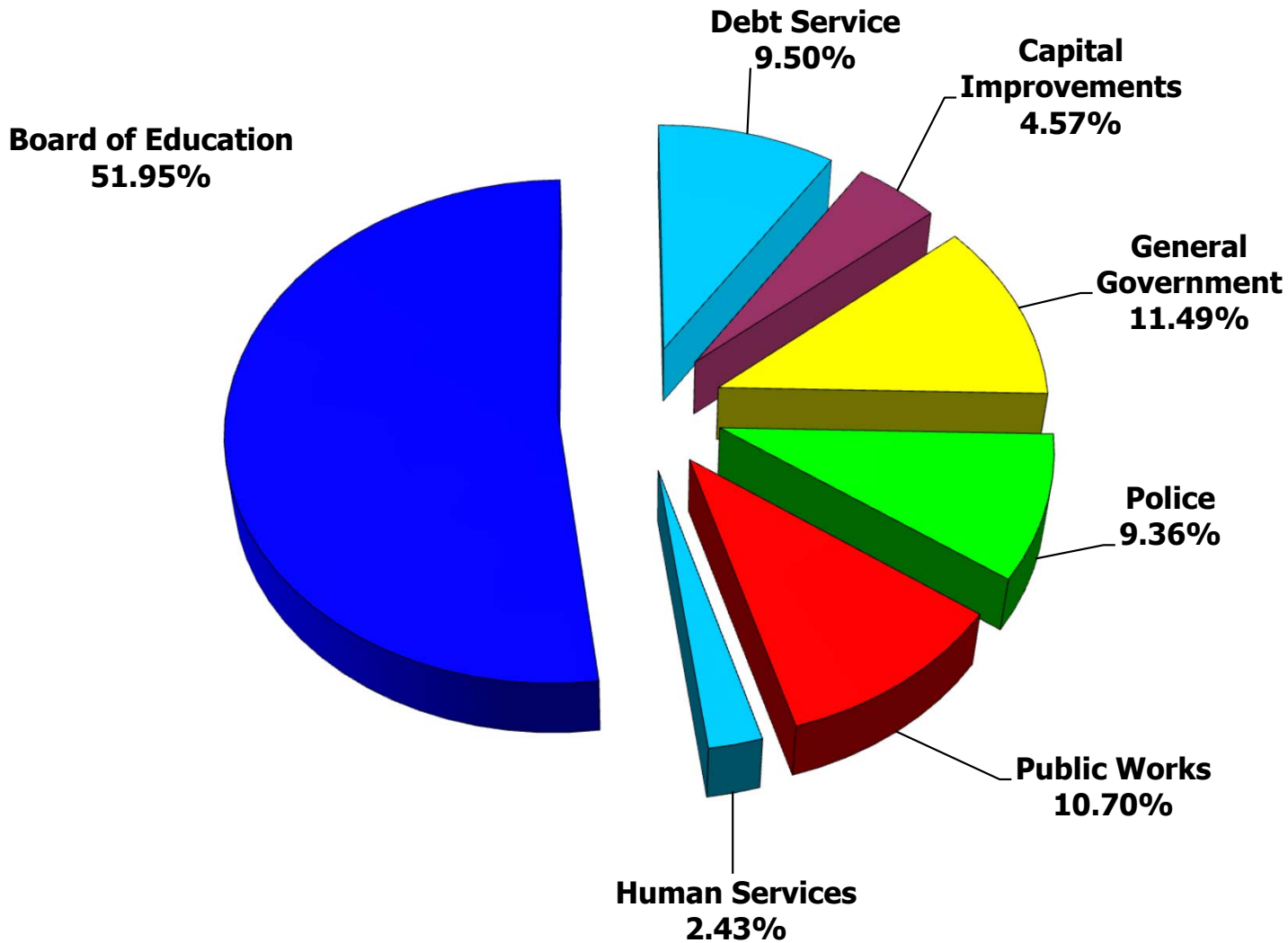
Capital improvements	\$297	Taxes support the improvement and expansion of the Town's infrastructure.
Education	\$3,291	Taxes fund the Stonington Public School system.
Public Works	\$517	Taxes support maintenance of Town roads, buildings, parks and vehicles and refuse and recycling collection.
General Government	\$315	Taxes support the administration of Town services.
Debt Service	\$616	Taxes provide for the scheduled debt service payments from the Town's long-term borrowings.
Police	\$607	Taxes provide police protection for residents.
TOTAL TAX BILL:	\$5,643	

Town of Stonington 2023 - 2024 Proposed Revenue



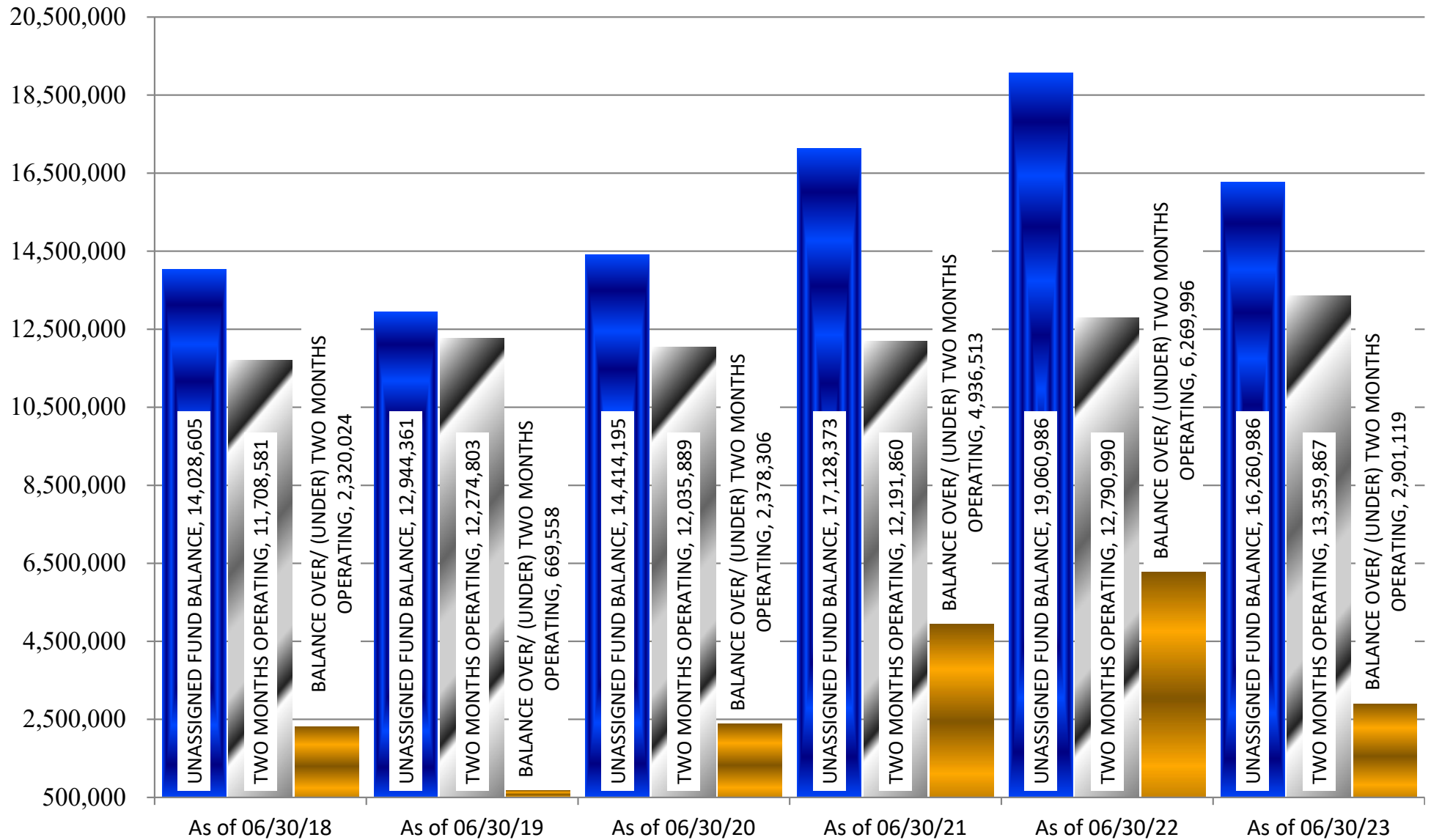
Town of Stonington

2023 - 2024 Proposed Expenditures



Town of Stonington

Unassigned Fund Balance History



**TOWN OF STONINGTON
MIL RATE CALCULATION
2023-2024 TOWN MEETING PROPOSED BUDGET**

Net Grand List - 10/01/2022	4,047,224,293
Average Rate of Collections	<u>98.750%</u>
Net Grand List - Adj. For Rate of Collections	<u>3,996,633,989</u>
Value of a Mil	<u>3,996,634</u>
<hr/>	
<u>Mil Rate Calculation</u>	
Proposed Expenditures	80,159,204
Revenue Other Than Taxes	6,636,491
Use of Fund Balance	<u>3,800,000</u>
Amount to Be Raised by Taxes	<u>69,722,713</u>
Proposed Mil Rate - 2023-24	<u>17.45</u>
Adopted Mil Rate - 2022-23	<u>23.66</u>
Increase (Decrease) From Prior Year	(6.21)
% Increase (Decrease) From Prior Year	-26.25%

**TOWN OF STONINGTON
MIL RATE IMPACT SUMMARY
2023-2024 TOWN MEETING PROPOSED BUDGET**

	General Government	Education	Debt Service	Capital Improvements	Total
PROPOSED EXPENDITURES	27,238,731	41,641,074	7,614,625	3,664,774	80,159,204
PERCENTAGE OF TOTAL BUDGET	33.98%	51.95%	9.50%	4.57%	100.00%
REVENUES AND OTHER FUNDING SOURCES					
Revenues - Other than taxes	5,655,289	981,202	0	0	6,636,491
Use of Fund Balance	0	0	0	3,800,000	3,800,000
Taxes to be Raised	21,583,442	40,659,872	7,614,625	(135,226)	69,722,713
TOTAL	27,238,731	41,641,074	7,614,625	3,664,774	80,159,204
MIL RATE COMPUTATION					
Net Grand List - 10/01/22					4,047,224,293
Average Rate of Collections					98.75%
Grand List adjusted for % of Collections					3,996,633,989
PROPOSED MIL RATE-2023-24	5.40	10.17	1.91	(0.03)	17.45
ADOPTED MIL RATE-2022-23	6.98	12.93	2.64	1.11	23.66
INCREASE/(DECREASE) IN MIL RATE OVER PRIOR YEAR	(1.58)	(2.76)	(0.73)	(1.14)	(6.21)
% INCREASE/(DECREASE) IN MIL RATE OVER PRIOR YEAR	-22.64%	-21.35%	-27.65%	-102.70%	-26.25%
INCREASE/(DECREASE) IN TAXES TO BE RAISED YEAR TO YEAR					
Taxes to be Raised - 23-24	21,583,442	40,659,872	7,614,625	(135,226)	69,722,713
Taxes to be Raised - 22-23	20,435,961	37,857,942	7,729,306	3,263,229	69,286,438
\$ INCREASE/(DECREASE) OVER PRIOR YEAR	1,147,481	2,801,930	(114,681)	(3,398,455)	436,275
% INCREASE/(DECREASE) IN TAXES TO BE RAISED	5.62%	7.40%	-1.48%	-104.14%	0.63%

**TOWN OF STONINGTON
GENERAL FUND REVENUE
2023-2024 TOWN MEETING PROPOSED BUDGET**

LINE #	REVENUE SOURCE	2019-2020 ACTUAL	2020-2021 ACTUAL	2021-2022 ACTUAL	2022-2023 ADOPTED BUDGET	2022-2023 PROJECTED ACTUAL	2023-2024 FIRST SELECTMAN'S PROPOSED BUDGET	2023-2024 BOARD OF FINANCE PROPOSED BUDGET	% CHANGE OVER PY ADOPTED BUDGET
	TAXES								
1	Current Levy	64,569,509	65,554,256	68,166,555	69,286,438	69,979,302	76,111,271	69,722,713	0.63%
2	Prior Years	249,998	366,052	167,433	100,000	175,000	275,000	275,000	175.00%
3	Motor Vehicle Supplement	473,763	425,022	613,301	425,000	425,000	525,000	525,000	23.53%
4	Interest & Lien Fees	250,787	300,284	228,736	150,000	160,000	160,000	160,000	6.67%
5	TOTALS	65,544,057	66,645,614	69,176,025	69,961,438	70,739,302	77,071,271	70,682,713	1.03%
	LICENSES AND PERMITS								
6	Building Permits	362,390	402,199	708,183	360,000	650,000	450,000	450,000	25.00%
7	Conveyance Tax	375,586	654,156	670,014	400,000	534,000	475,000	475,000	18.75%
8	Town Clerk's Fees	191,829	281,356	228,104	190,000	361,000	225,000	225,000	18.42%
9	Alarm Registrations	5,115	4,741	4,210	5,000	5,000	5,000	5,000	0.00%
10	Inland Wetland Permits	2,600	6,571	3,850	2,600	5,600	3,500	3,500	34.62%
11	P&Z and Zoning Board Fees	75,091	85,173	114,099	70,000	54,000	55,000	55,000	-21.43%
12	TOTALS	1,012,611	1,434,196	1,728,460	1,027,600	1,609,600	1,213,500	1,213,500	18.09%
	FINES AND FORFEITS								
13	Parking Fines	3,575	3,770	4,725	3,500	8,500	5,000	5,000	42.86%
14	Alarm Penalties	1,725	1,850	2,375	1,700	1,700	1,700	1,700	0.00%
15	TOTALS	5,300	5,620	7,100	5,200	10,200	6,700	6,700	28.85%
	REVENUES - USE OF TOWN MONEY								
16	Interest Income	265,648	34,711	12,763	35,000	235,000	150,000	150,000	328.57%
17	Rentals	59,419	62,189	66,108	60,000	68,000	60,000	60,000	0.00%
18	Loan Repayment - SNEFLA	12,500	12,500	12,500	12,500	12,500	-	-	-100.00%
19	TOTALS	337,567	109,400	91,371	107,500	315,500	210,000	210,000	95.35%
	STATE GRANTS FOR EDUCATION								
20	Education Cost Sharing Grant	1,188,209	1,051,626	1,012,385	1,073,011	1,012,000	952,402	952,402	-11.24%
21	Non-Public Health Services	7,935	7,593	10,323	10,000	5,312	5,000	5,000	-50.00%
22	TOTALS	1,196,144	1,059,219	1,022,708	1,083,011	1,017,312	957,402	957,402	-11.60%
	STATE GRANTS FOR REIMBURSEMENT ON REVENUE								
23	Reimbursement Disabled	1,608	1,632	1,676	1,600	1,826	1,600	1,600	0.00%
24	Veteran's Exemption	15,808	15,260	15,401	15,000	16,542	15,000	15,000	0.00%
25	Payment In Lieu of Taxes - State Tiered	-	-	14,678	20,312	15,991	20,172	20,172	-0.69%
26	Mashantucket Pequot Grant	30,000	30,000	30,000	30,000	30,000	30,000	30,000	0.00%
27	Municipal Revenue Sharing	-	-	-	-	5,216	-	-	0.00%
28	Grants for Municipal Projects	100,332	100,332	105,548	100,332	100,332	100,332	100,332	0.00%
29	Municipal Stabilization Grant	218,992	218,992	218,992	218,992	218,992	218,992	218,992	0.00%
30	TOTALS	366,740	366,216	386,295	386,236	388,899	386,096	386,096	-0.04%
	STATE GRANTS FOR OTHER PURPOSES								
31	Parking Ticket Surcharge	11,398	3,319	6,340	6,000	7,000	6,000	6,000	0.00%
32	Youth Services	18,150	18,150	29,202	18,000	36,000	30,000	30,000	66.67%
33	Civil Preparedness	9,185	9,323	9,296	11,420	10,146	10,000	10,000	-12.43%
34	Telephone Line Access	44,762	47,522	40,959	44,000	40,000	40,000	40,000	-9.09%
35	TOTALS	83,495	78,314	85,797	79,420	93,146	86,000	86,000	8.29%

TOWN OF STONINGTON
GENERAL FUND REVENUE
2023-2024 TOWN MEETING PROPOSED BUDGET

LINE #	REVENUE SOURCE	2019-2020 ACTUAL	2020-2021 ACTUAL	2021-2022 ACTUAL	2022-2023 ADOPTED BUDGET	2022-2023 PROJECTED ACTUAL	2023-2024 FIRST SELECTMAN'S PROPOSED BUDGET	2023-2024 BOARD OF FINANCE PROPOSED BUDGET	% CHANGE OVER PY ADOPTED BUDGET
	SOLID WASTE DISPOSAL FEES								
36	Solid Waste Disposal Fees	1,593,072	1,097,800	1,187,421	1,294,000	1,220,000	1,358,700	1,358,700	5.00%
37	SCRRRA Receptacles (Yellow Bags)	-	611,631	596,988	550,000	550,000	610,000	610,000	10.91%
38	SCRRRA Transportation	84,071	-	-	-	-	-	-	0.00%
39	Landfill Recycling	37,667	47,544	62,064	57,000	57,000	60,000	60,000	5.26%
40	Landfill Tipping Fees	161,505	182,863	167,397	160,000	160,000	160,000	160,000	0.00%
41	TOTALS	1,876,315	1,939,838	2,013,870	2,061,000	1,987,000	2,188,700	2,188,700	6.20%
	MISCELLANEOUS REVENUE - EDUCATION								
42	Building Rental/Miscellaneous	600	3,601	4,101	3,600	4,000	3,800	3,800	5.56%
43	Tuition - Other Schools	52,187	49,491	36,650	40,000	22,000	20,000	20,000	-50.00%
44	TOTALS	52,787	53,092	40,751	43,600	26,000	23,800	23,800	-45.41%
	MISCELLANEOUS REVENUE -POLICE DEPT								
45	Vehicle Use - Outside Jobs	157,681	98,631	48,331	100,000	95,000	95,000	95,000	-5.00%
46	Administrative Fee/Miscellaneous Fees	28,367	15,823	10,470	18,000	15,000	15,000	15,000	-16.67%
47	Animal Control Facility	1,680	1,200	1,200	1,200	1,200	1,200	1,200	0.00%
48	TOTALS	187,728	115,654	60,001	119,200	111,200	111,200	111,200	-6.71%
	MISCELLANEOUS REVENUE								
49	Miscellaneous	79,198	53,775	56,517	40,000	6,000	50,000	50,000	25.00%
50	Accident Reports	2,126	1,765	1,989	1,500	1,500	1,500	1,500	0.00%
51	Data Processing Revenue	28,910	25,378	30,975	33,000	33,000	33,000	33,000	0.00%
52	In Lieu of Taxes - Housing Authority	3,693	4,263	4,526	4,200	4,500	4,500	4,500	7.14%
53	GIS Revenue	260	178	503	250	250	250	250	0.00%
54	Unliquidated Prior Year Encumbrances	257,377	17,863	120,352	10,000	120,352	10,000	10,000	0.00%
55	Transfer in From Benefit Assessments Fund	-	-	29,500	-	-	-	-	0.00%
56	Utility Billing Revenue	12,000	12,000	3,000	-	-	-	-	0.00%
57	Payment In Lieu of Taxes	267,993	265,034	286,231	282,785	282,785	187,843	187,843	-33.57%
58	Misc. Grants and Reimbursements - Gen Gov't	33,644	27,298	195,907	-	446	-	-	0.00%
59	Gain on Sale of Fixed Assets	200	-	-	-	-	-	-	0.00%
60	TOTALS	685,401	407,554	729,500	371,735	448,833	287,093	287,093	-22.77%
61	REVENUE TOTAL BEFORE USE OF FUND BALANCE	71,348,145	72,214,717	75,341,878	75,245,940	76,746,992	82,541,762	76,153,204	1.21%
62	OPERATING (DEFICIT) BEFORE USE OF FUND BALANCE	-	-	-	(1,500,000)	-	-	(4,006,000)	167.07%
	OTHER FUNDING SOURCES								
63	Use of Fund Balance								
63a	Designated Offset to Capital Improvement Fund Appropriation	-	-	-	1,500,000	-	-	3,800,000	153.33%
64	Transfers In From Other Funds	-	31,794	81,884	-	-	-	206,000	
65	TOTALS	-	31,794	81,884	1,500,000	-	-	4,006,000	167.07%
66	GRAND TOTAL - REVENUES AND OTHER FUNDING SOURCES	71,348,145	72,246,511	75,423,762	76,745,940	76,746,992	82,541,762	80,159,204	4.45%

TOWN OF STONINGTON
GENERAL FUND EXPENDITURES - SUMMARY
2023-2024 TOWN MEETING PROPOSED BUDGET

LINE #		2019-2020 ACTUAL EXPENDED	2020-2021 ACTUAL EXPENDED	2021-2022 ACTUAL EXPENDED	2022-2023 ADOPTED BUDGET	2022-2023 REVISED BUDGET	2022-2023 PROJECTED ACTUAL	2023-2024 DEPARTMENT REQUEST	2023-2024 FIRST SELECTMAN'S PROPOSED BUDGET	2023-2024 BOARD OF FINANCE PROPOSED BUDGET	AMOUNT INCREASE/ (DECREASE) OVER PY ADOPTED BUDGET	% CHANGE OVER PY ADOPTED BUDGET	% CHANGE OVER PY REVISED BUDGET
	DEPARTMENT OF FIRST SELECTMAN												
1	Office of Selectman	247,951	270,809	259,014	262,167	265,405	265,405	272,444	269,168	284,106	21,939	8.37%	7.05%
2	Programs & Agencies	87,668	81,084	96,683	100,147	100,147	100,147	104,529	104,529	104,529	4,382	4.38%	4.38%
3	Waterfront Commission	1,403	1,916	1,155	2,300	2,300	2,300	2,300	2,300	2,300	-	0.00%	0.00%
4	Pawcatuck River Harbor Management	-	-	-	500	500	500	500	500	500	-	0.00%	0.00%
5	Shellfish Commission	-	-	-	50	50	50	50	50	50	-	0.00%	0.00%
6	Economic Development Commission	5,155	17,760	7,364	13,470	13,470	13,470	15,000	15,000	15,000	1,530	11.36%	11.36%
7	Stonington Facilities Committee (New Name)	1,100	200	-	1,100	1,100	1,100	2	2	2	(1,098)	-99.82%	-99.82%
8	Beautification Committee	-	4,999	5,000	7,500	7,500	7,500	10,000	10,000	10,000	2,500	33.33%	33.33%
9	Charter Revision Committee	-	-	-	2	2	2	2	2	2	-	0.00%	0.00%
10	Emergency Management	21,310	25,961	39,615	28,140	33,645	33,645	13,614	13,614	13,614	(14,526)	-51.62%	-59.54%
11	Elections	74,458	111,437	94,441	157,226	158,436	158,436	153,390	153,390	153,390	(3,836)	-2.44%	-3.18%
12	Town Clerk	227,577	235,722	253,162	249,497	230,004	230,004	252,642	252,642	252,642	3,145	1.26%	9.84%
13	Town Meeting & Referenda	1,206	3,358	6,214	8,200	8,200	8,200	8,200	8,200	8,200	-	0.00%	0.00%
14	Payments to Other Civil Divisions	206,885	267,828	251,583	208,084	208,084	208,084	287,260	287,260	287,260	79,176	38.05%	38.05%
15	TOTAL - FIRST SELECTMAN	874,713	1,021,074	1,014,231	1,038,383	1,028,843	1,028,843	1,119,933	1,116,657	1,131,595	93,212	8.98%	9.99%
	DEPARTMENT OF ADMINISTRATIVE SERVICES												
16	Administrative Services	360,908	345,581	372,881	371,707	383,307	383,307	398,574	402,850	402,850	31,143	8.38%	5.10%
17	Information Services	306,192	333,748	385,166	406,922	430,066	430,066	471,225	471,225	471,225	64,303	15.80%	9.57%
18	Human Resources	3,129,450	3,475,017	3,515,806	3,930,849	3,954,849	3,954,849	4,169,592	4,213,092	4,193,092	262,243	6.67%	6.02%
19	Health Officer & Sanitation	137,056	147,774	140,863	138,941	138,941	138,941	139,993	139,861	139,861	920	0.66%	0.66%
20	Community Development	-	4,253	17,029	-	-	-	-	-	-	-	0.00%	0.00%
21	TOTAL - ADMINISTRATIVE SERVICES	3,933,606	4,306,373	4,431,745	4,848,419	4,907,163	4,907,163	5,179,384	5,227,028	5,207,028	358,609	7.40%	6.11%
	DEPARTMENT OF ASSESSMENT												
22	Assessor's Office	327,156	372,768	364,092	408,785	407,147	407,147	443,507	443,507	443,507	34,722	8.49%	8.93%
23	Board of Assessment Appeals	2,148	1,877	1,656	7,365	7,365	7,365	5,175	5,175	5,175	(2,190)	-29.74%	-29.74%
24	TOTAL - ASSESSMENT	329,304	374,645	365,748	416,150	414,512	414,512	448,682	448,682	448,682	32,532	7.82%	8.24%
	DEPARTMENT OF FINANCE												
25	Finance Office	439,825	482,904	439,303	456,664	462,065	462,065	490,154	490,654	490,654	33,990	7.44%	6.19%
26	Treasurer	4,959	4,574	4,698	5,198	5,339	5,339	5,475	5,475	5,475	277	5.33%	2.55%
27	Tax Collector	215,760	229,537	238,028	254,243	260,505	260,505	271,269	271,464	271,464	17,221	6.77%	4.21%
28	Board of Finance	205,283	246,581	228,944	685,740	250,740	255,162	342,205	312,205	257,205	(428,535)	-62.49%	2.58%
29	Risk Management	730,846	734,639	760,113	782,708	782,919	787,919	788,122	788,122	788,122	5,414	0.69%	0.66%
30	TOTAL - FINANCE	1,596,673	1,698,235	1,671,086	2,184,553	1,761,568	1,770,990	1,897,225	1,867,920	1,812,920	(371,633)	-17.01%	2.92%
31	DEBT SERVICE	8,883,159	8,066,702	7,571,381	7,729,306	7,729,306	7,729,306	7,614,625	7,614,625	7,614,625	(114,681)	-1.48%	-1.48%
	DEPARTMENT OF PLANNING												
32	Planning and Land Use	356,712	455,260	429,081	520,175	509,558	509,558	558,712	558,712	558,712	38,537	7.41%	9.65%
33	Boards and Commissions	42,185	12,205	44,431	51,828	51,828	51,828	54,028	55,178	55,178	3,350	6.46%	6.46%
34	TOTAL - PLANNING	398,897	467,465	473,512	572,003	561,386	561,386	612,740	613,890	613,890	41,887	7.32%	9.35%

TOWN OF STONINGTON
GENERAL FUND EXPENDITURES - SUMMARY
2023-2024 TOWN MEETING PROPOSED BUDGET

LINE #		2019-2020 ACTUAL EXPENDED	2020-2021 ACTUAL EXPENDED	2021-2022 ACTUAL EXPENDED	2022-2023 ADOPTED BUDGET	2022-2023 REVISED BUDGET	2022-2023 PROJECTED ACTUAL	2023-2024 DEPARTMENT REQUEST	2023-2024 FIRST SELECTMAN'S PROPOSED BUDGET	2023-2024 BOARD OF FINANCE PROPOSED BUDGET	AMOUNT INCREASE/ (DECREASE) OVER PY ADOPTED BUDGET	% CHANGE OVER PY ADOPTED BUDGET	% CHANGE OVER PY REVISED BUDGET
	DEPARTMENT OF PUBLIC WORKS												
35	Public Works - Highway	2,419,441	2,547,800	2,846,032	2,965,912	3,090,130	3,109,617	3,256,496	3,366,246	3,366,246	400,334	13.50%	8.94%
36	Solid Waste	2,585,810	2,770,102	2,806,727	3,044,105	3,266,144	3,266,144	3,510,931	3,501,331	3,501,331	457,226	15.02%	7.20%
37	Engineering Services	183,531	222,524	217,533	252,153	227,881	227,881	264,059	264,059	264,059	11,906	4.72%	15.88%
38	Facilities Operations (formerly Building Operations)	704,844	697,220	849,054	836,022	854,940	854,940	882,948	886,398	886,398	50,376	6.03%	3.68%
39	Building Official	241,178	247,527	283,756	294,183	297,949	297,949	307,335	307,435	307,435	13,252	4.50%	3.18%
40	Water Pollution Control Agency (WPCA)	344,619	353,193	352,440	353,445	352,786	352,786	352,829	352,829	352,829	(100,616)	-28.47%	-28.33%
41	TOTAL - PUBLIC WORKS	6,479,423	6,838,366	7,355,542	7,745,820	8,089,830	8,109,317	8,574,598	8,678,298	8,578,298	832,478	10.75%	6.04%
42	DEPARTMENT OF POLICE SERVICES	5,798,530	5,883,494	6,277,654	6,682,205	6,879,536	6,879,536	7,401,276	7,397,562	7,501,440	819,235	12.26%	9.04%
	DEPARTMENT OF HUMAN SERVICES												
43	Human Services	404,303	446,853	543,620	569,986	581,723	581,723	610,805	623,504	631,708	61,722	10.83%	8.59%
44	Commission on Aging	5,142	6,800	8,495	8,500	8,500	8,500	8,500	8,500	8,500	-	0.00%	0.00%
45	Recreation	129,388	138,060	144,165	144,250	149,632	149,632	153,658	153,658	153,658	9,408	6.52%	2.69%
46	Libraries	346,500	446,500	446,500	449,000	449,000	449,000	449,000	449,000	449,000	-	0.00%	0.00%
47	Outside Agencies	342,750	358,200	370,000	381,001	381,001	381,001	391,500	391,500	391,500	10,499	2.76%	2.76%
48	Ambulances & Fire Services	154,808	157,367	188,458	228,582	228,582	228,582	285,512	285,512	310,512	81,930	35.84%	35.84%
49	TOTAL - HUMAN SERVICES	1,382,891	1,553,780	1,701,238	1,781,319	1,798,438	1,798,438	1,898,975	1,911,674	1,944,878	163,559	9.18%	8.14%
50	TOTAL - GENERAL GOVERNMENT	29,677,196	30,210,134	30,862,137	32,998,158	33,170,582	33,199,491	34,747,438	34,876,336	34,853,356	1,855,198	5.62%	5.07%
51	BOARD OF EDUCATION	37,304,394	37,316,909	38,335,596	38,984,553	38,984,553	38,984,553	42,061,691	42,061,691	41,641,074	2,656,521	6.81%	6.81%
52	CAPITAL IMPROVEMENTS - FUNDING REQUEST	5,001,116	2,478,631	2,850,319	4,763,229	4,763,229	4,763,229	5,065,735	5,603,735	3,664,774	(1,098,455)	-23.06%	-23.06%
53	GRAND TOTAL	71,982,706	70,005,674	72,048,052	76,745,940	76,918,364	76,947,273	81,874,864	82,541,762	80,159,204	3,413,264	4.45%	4.21%
	SUMMARY												
54	General Operations	20,794,037	22,143,432	24,309,443	25,268,852	25,441,276	25,470,185	27,132,813	27,261,711	27,238,731	1,969,879	7.80%	7.07%
55	Education	37,304,394	37,316,909	37,316,909	38,984,553	38,984,553	38,984,553	42,061,691	42,061,691	41,641,074	2,656,521	6.81%	6.81%
56	Debt Service	8,883,159	8,066,702	7,571,381	7,729,306	7,729,306	7,729,306	7,614,625	7,614,625	7,614,625	(114,681)	-1.48%	-1.48%
57	Capital Improvements - Funding Request	5,001,116	2,478,631	2,850,319	4,763,229	4,763,229	4,763,229	5,065,735	5,603,735	3,664,774	(1,098,455)	-23.06%	-23.06%
58	Grand Total	71,982,706	70,005,674	72,048,052	76,745,940	76,918,364	76,947,273	81,874,864	82,541,762	80,159,204	3,413,264	4.45%	4.21%
59	General Operations	14,995,507	16,259,938	18,031,789	18,586,647	18,561,740	18,590,649	19,731,537	19,864,149	19,737,291	1,150,644	6.19%	6.33%
60	Police	5,798,530	5,883,494	6,277,654	6,682,205	6,879,536	6,879,536	7,401,276	7,397,562	7,501,440	819,235	12.26%	9.04%
61	Education	37,304,394	37,316,909	37,316,909	38,984,553	38,984,553	38,984,553	42,061,691	42,061,691	41,641,074	2,656,521	6.81%	6.81%
62	Debt Service	8,883,159	8,066,702	7,571,381	7,729,306	7,729,306	7,729,306	7,614,625	7,614,625	7,614,625	(114,681)	-1.48%	-1.48%
63	Capital Improvements - Funding Request	5,001,116	2,478,631	2,850,319	4,763,229	4,763,229	4,763,229	5,065,735	5,603,735	3,664,774	(1,098,455)	-23.06%	-23.06%
64	Grand Total	71,982,706	70,005,674	72,048,052	76,745,940	76,918,364	76,947,273	81,874,864	82,541,762	80,159,204	3,413,264	4.45%	4.21%

**DEPARTMENT OF THE FIRST SELECTMAN
SOUTHEAST AREA TRANSIT DISTRICT**

FUNCTION DESCRIPTION:

Provide public transportation services to Stonington (“HOP” and Route 108). The HOP is a “Micro Transit” model (real-time demand response service); this service’s intent is to provide more effective and responsive service for SEAT’s customers at a similar cost to the traditional fixed route service. The HOP bus serves nearly all of Stonington (south of I-95) between 6:30 AM and 6:30 PM Monday – Friday. SEAT utilizes Federal and State capital funding to acquire the needed rolling stock at no financial contribution from the town.

Route 108 operates every 120 minutes between New London, Groton and Foxwoods, with a major stop at Olde Mistick Village. The service operates Monday – Friday, between 6 AM and 11 PM; Saturdays between 6 AM and 10 PM.

In addition, SEAT provides complementary Americans with Disabilities Act (ADA) paratransit service - required under Federal law - along these corridors during the respective hours of operation. The combined operating costs of the fixed route, Micro Transit and ADA services is \$520,649. The \$29,372 (6% of the total operating cost) requested is local match (which leverages State funds) and represents a 10% increase over the FY23 request, due to inflationary pressures primarily with employee benefits (union-negotiated) and vehicle maintenance and fuel costs.

HIGHLIGHTS OF PRESENT YEAR OPERATIONS:

In response to the ridership decline during the COVID pandemic, CTDOT encouraged transit districts to implement a fare free program from April 2022 through March 2023 which SEAT did. System-wide, boardings returned and exceed pre-COVID levels during this period. The ridership on the HOP remained stable at 5,050 boardings in FY22 compared to 5,123 in FY21. During the current fiscal year, HOP ridership increased 124% over the prior year and averaging 628 boardings per month compared to 353 per month. Continued to utilize the “SEAT Connect” (Spare Labs) software and contracted with Spare Labs to provide a dedicated call center for HOP trip reservations with 42% of trip bookings utilizing the call center and 57% utilizing the free smart-phone based app. The fixed route service on Route 108 had nearly 3,461 boardings/alighting’s at Olde Mistick Village during the free ride period to date (April – November 2022) compared to 2,617 for FY22.

OBJECTIVES FOR THE COMING YEAR:

SEAT intends to continue to work with Stonington continue to “Micro-Transit” or “HOP” bus program; Should the town wish to return to traditional “fixed route” service, SEAT is prepared to do so at no additional cost to the town. In addition, SEAT will continue to work with the SE CT Council of Governments and town on any service modifications the Board may wish to consider and implement those changes in the fiscal year. In addition.

MAJOR BUDGET CHANGES AND COMMENTARY:

For FY24, SEAT will return to charging fares on all services, which will impact ridership. However, SEAT is not planning any major changes to its budget and will continue to utilize Federal ARP funding into FY24 to defray any operating deficits. It should be noted that Federal funding is not expected to continue past FY24. Also, the State provides a major portion of SEAT’s operating budget (over 70%), and should the State reduce transit funding in FY24 and beyond, SEAT is prepared to work with the participating Towns to absorb their impacts.

MYSTIC RIVER PARK COMMISSION

FUNCTION DESCRIPTION:

HIGHLIGHTS OF PRESENT YEAR OPERATIONS:

Mystic River Park continues to be a huge draw to residents and tourists alike. In recent years, the volume of visitors to the Park has grown exponentially during the peak summer season and continues through the off-season months as well. The public restrooms at the Park provide service and relief to these users. The increase in use has added the burden of additional water usage, wear and tear, refuse removal, and grounds maintenance to maintain cleanliness in and around the rest rooms.

OBJECTIVES FOR THE COMING YEAR:

1. Continue to keep the restrooms open from 9 AM to 9 PM (10 PM during the peak summer months.)
2. Continue to maintain the increased maintenance required for the rest rooms and fixtures as a result of the increase in visitors to Mystic and usage of the Mystic River Park and Boardwalk.
3. Continue to perform ongoing maintenance and improvements to ensure seamless operation.
4. Continue to offer additional cleanings and staff during events held in the park and downtown areas to maintain high degree of cleanliness and safety for park visitors.

MAJOR BUDGET CHANGES AND COMMENTARY:

While the growth in the number of visitors to the Park is difficult to quantify, the impact on the Mystic River Park budget is not. Our expenses for keeping the restrooms open and sanitary have grown substantially over the past few years. For this reason, the Mystic River Park Commission is requesting that the Town at least maintain its current contribution to the annual upkeep of the restrooms. We hope that we can rely on the Town's support of the Park, so that we can continue our mission to support the fabric of Downtown Mystic.

CT COUNCIL OF SMALL TOWNS (COST)

FUNCTION DESCRIPTION:

2023-2024 CT Council of Small Towns (COST) membership, \$1,275.00

HIGHLIGHTS OF PRESENT YEAR OPERATIONS:

COST is widely recognized as an effective grassroots organization that provides the state's small towns with a strong voice at the state Capitol and before state agencies on a wide range of municipal issues. COST is at the table participating in discussions with the Governor's Office, key lawmakers, the Office of Policy and Management, and state agencies to ensure that issues affecting small towns are understood and addressed. COST representatives have been appointed to serve on legislatively created working groups on issues including solid waste management, affordable housing, indoor air quality in schools, property taxation of solar arrays, and dog licensing. In addition, COST testifies on proposed bills at public hearings and issues Calls to Action to ensure that lawmakers hear from our municipal leaders on key issues. In 2022, COST was successful in: 1) achieving changes to the Small Town Economic Assistance Program (STEAP) to remove the cap on grant awards; 2) supporting efforts to provide grants to towns to improve indoor air quality in schools; 3) preserving municipal aid funding for education, roads, bridges, and economic development projects; 4) supporting legislation to address concerns regarding the incidence of juvenile crime; and 5) defeating efforts to impose costly, unfunded mandates on municipalities, including issues affecting beach access, workers' compensation, and affordable housing.

OBJECTIVES FOR THE COMING YEAR:

COST will continue to work tirelessly to ensure that the Governor's Office and state lawmakers address concerns facing the state's small towns. In addition to maintaining a full-time presence at the state Capitol, testifying on numerous bills, and meeting with lawmakers throughout the legislative session, COST will continue to strengthen its efforts to serve our member towns by:

- Calling for increases in municipal aid to address inflationary costs
- Holding meetings with legislative leaders, new and returning chairs and ranking members, and newly elected lawmakers to ensure that municipal leaders have the opportunity to participate in meaningful discussions regarding proposed legislation
- Preparing issue briefs to provide municipal leaders with in-depth information on pending legislation
- Developing a comprehensive communications strategy to engage key stakeholders in COST's advocacy efforts
- Continuing to participate in meetings with the Governor's Office and state agencies to discuss municipal issues
- Holding conferences, training workshops, and webinars to assist member towns in addressing various issues and challenges.

MAJOR BUDGET CHANGES AND COMMENTARY:

Membership dues for the 2023-2024 Fiscal Year will remain at the same level, \$1,275.00.

MYSTIC RIVER BOAT PUMP OUT SERVICES

FUNCTION DESCRIPTION:

Three pump out boats located on the Mystic River operate 7 days a week removing sewage waste from boats.

HIGHLIGHTS OF PRESENT YEAR OPERATIONS:

This year was another busy year due to influx of new residents and their vessels. Beautiful weather enabled plenty of days for boating. Our boats removed over 271,000 gallons of sewage from boats located on the Mystic River alone. Sewage is discharged from our vessels primarily on Groton land-based stations due to lack of options in Stonington.

OBJECTIVES FOR THE COMING YEAR:

Continue to educate boaters of the importance of discharging of waste properly to preserve our waters, shores, and wild life.

MAJOR BUDGET CHANGES AND COMMENTARY:

Increase in minimum wage; because of high hours of use on motors. 1 motor is replaced every year, rotating between 4 boats.

DEPARTMENT OF THE FIRST SELECTMAN WATERFRONT COMMISSION

FUNCTION DESCRIPTION:

The Commission oversees tidal waters, rights of way and waterfront properties. They work closely with Southern New England Fishermen's and Lobstermen's Association (SNEFLA) at the Town Dock as well as the Stonington Small Boat Association (SSBA) with dedicated space at the dock. The commission oversees Donahue Park and maintenance of docking (Fleet and Police dock) and all other facilities for commercial fishing vessels and pleasure craft.

HIGHLIGHTS OF PRESENT YEAR OPERATIONS:

- Blessing of the Fleet (working with St. Mary's Church)
- Lobster trap Christmas Tree
- Gardens by the Sea tour in Borough
- Paving of main entrance road to dock and parking lot
- Pawcatuck River Duck Race
- Started working on replacement of ice machine
- Contacted State Representative Howard about signage for Town Dock Fishing Fleet

OBJECTIVES FOR THE COMING YEAR:

- Continue to work with State Representative Howard about signage for Town Dock Fishing Fleet
- Successful completion and installation of ice machine

**DEPARTMENT OF THE FIRST SELECTMAN
SHELLFISH COMMISSION**

FUNCTION DESCRIPTION:

Shellfish Commission manages recreational and commercial shellfishing activities to provide benefit to the Town of Stonington and its residents.

HIGHLIGHTS OF PRESENT YEAR OPERATIONS:

The revenue from the sale of shellfishing, scallop permits, and from aquaculture license holders will allow the Stonington Shellfish Commission to maintain its financial self-sufficiency for the 2023-2024 budget year.

During CY2022, the Commission sold approximately 400 clamming permits, which is about equal to the sales in CY2021. This year, the Commission began purchasing clams from a Stonington-based commercial clammer to transplant into our recreational grounds. The 2022-2023 scallop season in Stonington waters is off to a poor start, however our scallop permit sales do not contribute significantly to our overall income.

Currently, there are eight active aquaculture license agreements in Town of Stonington waters. The oyster growers who hold the licenses provide shellfish and/or license fees in payment for the use of the town's shellfish grounds. In CY2022, over 2000 oysters from the license holders were transplanted into our recreational grounds.

OBJECTIVES FOR THE COMING YEAR:

The Commission does not expect any significant changes from the current recreational operations.

Where possible, we plan to continue our work with commercial organizations to enhance the shellfish populations and recreational shellfishing opportunities in Town of Stonington waters. We will continue to seek sources of clams to transplant into the recreational areas. We will also continue working with the Connecticut Department of Agriculture/Bureau of Aquaculture to identify opportunities to expand the recreational areas in town waters.

MAJOR BUDGET CHANGES AND COMMENTARY:

None expected.

Economic Development Commission

FUNCTION DESCRIPTION:

The goal of the EDC, comprised of twelve volunteers, is to increase the Grand List and support businesses by encouraging businesses and residential developers to invest in Stonington. The EDC focuses on the key economic clusters that drive the Stonington economy: Maritime, Agriculture and Fishing, Real Estate, Tourism, Manufacturing and Eldercare. The EDC facilitates positive outcomes through pre-application guidance and support to developers / investors, as well as advocating at Planning and Zoning Commission meetings when approvals are sought for projects that align with Town goals as outlined in the 2015 Plan of Conservation and Development (POCD).

HIGHLIGHTS OF PRESENT YEAR OPERATIONS:

- Drove significant progress, in collaboration with the Southeastern CT Cultural Coalition, towards establishing a State-registered Cultural District(s) in Town. Cultural Districts aid in branding and promotion of artisans and cultural institutions.
- Advanced due diligence efforts to eventually lead to better use of the Circus Lot, including a survey to specify topography and any wetlands. Conceptual drawings are in progress by a Landscape Architect to facilitate Community Conversations
- Collaborated with DoP and marine contractor for pre-application work needed for DEEP approval for a section of riverwalk to connect the existing Donahue Park and West Broad Street (Route 1). Once completed, the Donahue Park Extension will make the existing Donahue Park safer with improved lines-of-site and provide a quality public amenity which contributes to downtown Pawcatuck revitalization efforts
- Continued to engage the public and other Commissions and Task Forces to develop a vision for a more welcoming Exit 90 experience for residents and visitors alike
- Provided significant input to DoP-led Affordable Housing Plan, a version of which was approved by the PZC
- Monitored progress of DoP-led Comprehensive Zoning Regulation update effort; the contemporization of the regulations is critical for economic development.
- Business Outreach: worked with the DoP to contact owners of distressed / abandoned properties to offer assistance to return them to productive use. Continued to support pandemic-impacted small businesses including development of a contacts database to push business-development information and promote local businesses. The EDC's <https://stonington1649.com/> website continues to be enhanced and grows as a resource for business. Published an [online map of all businesses](#) registered in Stonington.
- Teamed up with local fishermen at the Stonington Docks to promote local fresh seafood to consumers and restaurants. The <https://www.stoningtonfresh.com/> website and promotion collateral have been launched.

OBJECTIVES FOR THE COMING YEAR:

The EDC has recently completed a prioritization process to help it focus on projects that could increase the Grand List and support local businesses. These projects include:

Comprehensive Zoning Update	Attend P & Z meetings with the consultants. No public comment expected until Q1 2023 after detailed review of existing regs and issues have been reviewed.
Donahue Park Ext	Rendering of proposed Riverwalk is completed. Next goal is to complete application for permit to DEEP.
Marketing / Branding / Placemaking	Continue incremental approach to placemaking through branding and wayfinding efforts; Stonington video; use Newsletter to inform and educate
Stonington Gateways: Exits 90, 91, 92, Mechanic St	Exits 90, 91, 92 "Welcome"; Exit 90 water access at Elm Grove Cemetery, alternative energy hub; Mechanic St: conceptual design to improve appearance of railroad embankment.
Higher-Potential Property Analysis	Partner with Town and property owners to return to productive use; conduct another pass to identify under-performing properties and display properties on Google map via Stonington1649
Business Outreach	Continue outreach to support new and existing business; leverage Business Directory, seCTer resources. Identify commercial property owners and invite them to attend the Energy Fair. John and Virginia to help.
Circus Lot / Dahl Oil Lot	Reconnect with Dahl property owner, use completed survey to complete landscape architect conceptual designs for Circus Lot uses. Form sub-committee and meet. Don, Suzanne, Bill.
Promote Fishing / Town Dock	Partnering with SNEFLA to promote fishing
Cultural District	Work closely with SECT Cultural Coalition to realize establishment of Cultural District(s); membership on AH Commission. Next meeting 11/18 at 9 am to formalize 2 districts.
Energy Fair	March 25th at Mystic Aquarium Research Center. Partner with Climate Change Task Force and PACE.

Wequetequock Village	Revive Village heritage; dire prerequisites: water, sewer
Establish bikeways	Help establish network similar to Cultural District by finding bike enthusiasts who can form a sub-committee to progress the idea.
Promote Pawcatuck River	Kayak Trail, recreation / tourism, WPWA. Combine with Donahue Park extension.

MAJOR BUDGET CHANGES AND COMMENTARY:

EDC is requesting a small increase of \$1,530 from the current year's budget. The majority of this increase is for professional and consulting services related to the following projects we would like to engage the services on engineers and architects to help flush out solutions on the following projects:

- 1) Exit 90, 91 and 92 Welcome gateway and wayfinding signs.
- 2) Engineering designs for Donahue Park extension, riverwalk.
- 3) Engineering design for potential dock on Mystic River at Exit 90
- 4) Bike lane drawing proposals
- 5) Marketing for Stonington, Cultural District and Fisheries
- 6) Circus lot plans – Parkland, commercial and residential concept drawings

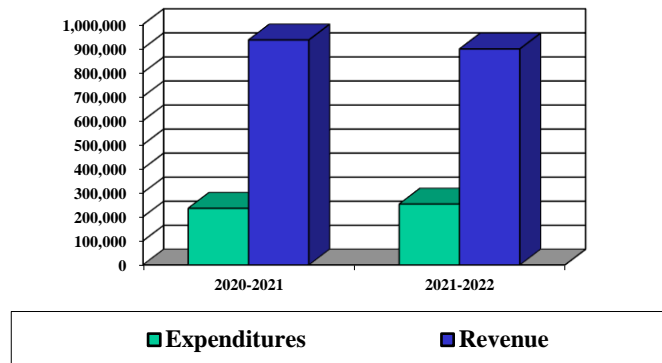
DEPARTMENT OF THE FIRST SELECTMAN TOWN CLERK'S OFFICE

FUNCTION DESCRIPTION:

In FY 21-22 the Town Clerk's Office recorded 5,316 land record documents, maps and tradenames and 693 birth, marriage and death records. We issued 354 marriage licenses, 2,008 dog licenses and 736 sporting licenses. In conjunction with the Registrar of Voters we oversaw one Municipal Election and two Referenda (re: Coggswell Redevelopment LLC/Cannabis Establishment & Budget). The Town Clerk clerked five Town Meetings. The office is also responsible for posting agendas and minutes for all commission, boards and committees to the Town's website and in our office.

HIGHLIGHTS OF PRESENT YEAR OPERATIONS:

Conveyance tax revenue collected in FY 21-22 was \$670,014, an increase from the prior fiscal year of \$15,858. Also, Town Clerk fees revenue was \$228,104, a decrease of \$53,252 from the prior fiscal year. It's hard to predict from one year to the next how much revenue the office will collect. Some of the deciding factors are the number of properties selling; generating conveyance taxes to the Town, together with recording fees.



A grant was awarded to the Town Clerk's Office in the amount of \$5,500 from the CT State Library Historic Documents Preservation Program for the purposes of storage & facilities. The office partnered with Easi File of Mission Viejo, CA to purchase two vertical map storage units to replace our flat storage units. These vertical units hold more maps than the flat storage units and with vault space at a premium, the units will allow for more storage space. Since the inception of the grant program, we have submitted grant proposals and have been awarded \$100,500 for the preservation and storage of Town documents.

The Town Clerk's FY 22/23 budget is projected to be on budget.

OBJECTIVES FOR THE COMING YEAR:

The office will apply for another grant from the CT State Library Historic Documents Preservation program for the FY 23/24.

MAJOR BUDGET CHANGES AND COMMENTARY:

No major budget changes are expected.

DEPARTMENTAL STAFFING:

The Town Clerk's office is staffed by:

- The Town Clerk at a fully loaded wages of \$114,716.
- One Deputy Town Clerk with a fully loaded wages of \$71,071.
- One Assistant Town Clerk with fully loaded wages of \$63,866.

Note 1: "Fully loaded salary" includes wages, longevity pay, payroll taxes, and any pension plan or 401a contributions, but does not include health benefits.

ELECTIONS

FUNCTION DESCRIPTION:

The Registrars are charged with maintaining voter lists through voter canvass, obituaries, voter cancellations, interstate cancellations and the Connecticut Voter Registration System (CVRS). Registrars conduct referenda, primaries, elections and conduct poll worker training. We maintain all voting equipment and register new voters through voter drives, DMV, SOTS office. Registrars are currently updating and correcting all voter registration cards.

HIGHLIGHTS OF 2022:

We attended New London County registrar meetings, statewide ROVAC meetings, began our state certification process and maintained our mandatory certification through Continuing Education Units. We undertook and successfully completed the total redistricting of the town into two state House districts and reconfigured local polling districts. We conducted the annual town wide canvass in January. We assisted in Town Meetings, and oversaw a referendum, federal primary, and federal election.

OBJECTIVES FOR THE COMING YEAR:

Continue to maintain and update voter registration lists and files. Continue to learn new functions of CVRS to maximize data needs, learn new and existing election law. Conduct new voter mailing canvass as per CT State Statute. Attend monthly county meetings and State conferences. Enlist and train more poll workers to ensure elections will be fully staffed in each district. Maintain all election data according to required retention periods. Prepare fully for any primary, referenda, or special election. Complete our state-mandated certification.

MAJOR BUDGET CHANGES AND COMMENTARY:

Two things. For this coming year, we have increased our budget for machine maintenance as we spent nearly twice what was budgeted this year. The machines are getting old and subject to breakdowns. In addition, our informational mailings were so well received by the public that we plan to do 2 a year moving forward. We obtained a bulk mail permit from USPS to save money doing this.

DEPARTMENTAL STAFFING:

The Elections department is staffed by two part-time registrars at a fully loaded cost of \$43,411, with an additional \$64,590 budgeted for poll workers.

Note 1: "Fully loaded salary" includes wages, longevity pay, payroll taxes, and any pension plan or 401a contributions, but does not include health benefits.

Note 2: Most payroll line items have been flat funded for fiscal 22/23 pending negotiation of the Bargaining Union Agreements. Those salary line items that do reflect an increase, do so because of merit raise increases, or payroll STEPS for new employees.

**DEPARTMENT OF THE FIRST SELECTMAN
STONINGTON BEAUTIFICATION COMMITTEE (SBC)**

FUNCTION DESCRIPTION:

Enhance the appearance of the Stonington community to create a more welcoming environment for residents, businesses, and visitors alike.

HIGHLIGHTS OF PRESENT YEAR OPERATIONS:

- Fundraised and worked with DPW to plant several new native trees in Stonington
- Willow Street Island Project: New landscaping, including over 90 pollinating plants were added to this space
- Korean Memorial Project: New landscaping of roses and hydrangea were added to garden
- Route 1 Mystic
 - Planted and maintained flowering planter at the *Welcome to Mystic* sign
 - Maintenance and addition of new plants and re-mulching to the island at Vargas Corner/Shell Station
- Addition of seasonal plants, including but not limited to:
 - (2) new large pots at Donahue Park
 - Downtown Bridge Stillman Avenue and Westerly-Pawcatuck Bridge
 - (3) large pots at South Broad Street-Pequot Trail
 - Memorial Sites
 - Stonington Police Department
 - Stonington Public Schools and District Office
- Partnered with the Human Services Department to facilitate the 3rd Annual Scarecrow (fall) and Holiday Decorating (winter) contest(s)
- Worked directly with DPW to display holiday decorations
- Worked with many community and school volunteers of all ages on cleanup projects throughout Town

OBJECTIVES FOR THE COMING YEAR:

- New landscaping to include the addition of pollinating plants under the Downtown Pawcatuck Amtrak Bridge
- Continue seasonal plantings on the two bridges (Pawcatuck-Westerly) and within the many flowering pots maintained throughout town
- Collaborate with residents and DPW on locations in town that need clean up and/or future plantings
- Continue to partner with Stonington Public Schools and student volunteers on beautification projects at their respective schools.

- Partner with the Human Services Department, garden clubs, local small businesses and the community at-large on future beautification projects, to include more pollinating and native plants throughout Stonington
- Plant new native trees throughout the Town
- Maintain all current projects and plantings with seasonal upkeep
- Work with representatives from Stonington Police Dept on new landscape design and project cost

MAJOR BUDGET CHANGES AND COMMENTARY:

Historically, the SBC works tirelessly to fundraise throughout the year – specifically through local small businesses (Dine to Donate events, etc). This year, we additionally fundraised through a rain barrel sale resulting in \$420 towards future projects. The \$10,000 commitment from the Town for FY2022-2023 in combination with fundraising, is an adequate budget to maintain all of the current projects and to keep our work moving forward to continue to enhance the beauty of our Town as well as enhance the environment.

CONNECTICUT TOURISM COALITION

FUNCTION DESCRIPTION:

To educate and seek a sustainable source of funding to properly market and promote Tourism in the State of Conn. so that we can compete with the New England States, New York, New Jersey and Penn. To attract people to visit and stay and re-locate to Conn.

HIGHLIGHTS OF PRESENT YEAR OPERATIONS:

This year we were able to have the General Assembly fund Tourism at the 2019/2020 levels by moving monies from the General Fund to the Tourism fund. In addition, ARP monies were used to launch the new Spring and Summer “VIBE Campaign”. The Tourism Coalition has been working closely with the Conn. Art Alliance and Conn. Humanities to draft a outline for a sustainable source of funding to DECD and the legislature that would create jobs and have a 3 to 1 return on investment for the State of Conn.

We were also able to obtain \$15 million additional ARP monies that were distributed to members of the Hospitality industry to assist them with operating budgets

OBJECTIVES FOR THE COMING YEAR:

To continue to educate the Governor’s office, the Dept of Economic and Community Development, the Legislature, and particularly Legislative Leaders, and the industry about the need to have a sustainable source of funding to Market and Promote all that Conn. has to offer, which will create jobs, tax revenues, and improve the quality of life for people who visit and live in Conn.

MAJOR BUDGET CHANGES AND COMMENTARY:

The budget will be at the 2019/2020 levels, but there is at this time an ongoing dialogue taking place between the Governor’s office, Legislative Leaders, DECD, and the Arts, Culture & Tourism leaders about a sustainable plan for funding that would take care of the needs of each sector, the line items, and the three Tourism Districts.

**DEPARTMENT OF THE FIRST SELECTMAN
SOUTHEASTERN CONNECTICUT ENTERPRISE REGION (SECTER)**

FUNCTION DESCRIPTION:

seCTer is the region's designated economic development district focusing on stimulating growth and prosperity for the region.

HIGHLIGHTS OF PRESENT YEAR OPERATIONS:

This next year seCTerRise will be implemented which will provide seed and growth funding to area businesses as well as technical assistance. seCTer will be adding a business technical assistance provider to advise business on best practices in financial and operational aspects of their business.

OBJECTIVES FOR THE COMING YEAR:

As mentioned above, seCTers implementation of seCTerRise will benefit many area residents. Additionally, seCTer will continue its focus on the development of an offshore wind industry cluster and connect area businesses with state, and sometimes, federal resources. In the development of the region's Comprehensive Economic Development Strategy (CEDS) five-year update, building additional economic development capacity throughout the region is a priority. seCTer will continue its work as a non-traditional lender providing needed growth capital to businesses in the region.

MAJOR BUDGET CHANGES AND COMMENTARY:

SeCTer's previous rate of \$.35 per capita has not changes since 2007. We are introducing a rate of \$.45 this year to help offset the increases associated with business operations and inflation. This will be the first increase requested since 2007. Municipal funds are used as matching funds to federal and state grants and typically quadruple, if not more, investment in the region.

* It should be noted that this increase is only proposed and has not been reviewed by seCTer's Board of Trustees.

**DEPARTMENT OF THE FIRST SELECTMAN
CONNECTICUT CONFERENCE OF MUNICIPALITIES**

FUNCTION DESCRIPTION:

CCM is the state's largest, nonpartisan organization of municipal leaders, representing towns and cities of all sizes from all corners of the state, with 168 member municipalities.

We come together for one common mission — to improve everyday life for every resident of Connecticut. We share best practices and objective research to help our local leaders govern wisely. We advocate at the state level for issues affecting local taxpayers. And we pool our buying power to negotiate more cost-effective services for our communities.

HIGHLIGHTS OF PRESENT YEAR OPERATIONS:

- CCM played a major role in securing Stonington's \$5.32 million in Federal American Rescue Plan funding and in sustaining the town's \$1.86 million in state aid
- Stonington staff have attended more than 30 workshop sessions on key state-local and municipal management issues.
- CCM has completed seven research projects for the town.
- Stonington is a certified bronze member of CCM's Sustainable CT Program.
- The town is a member of CCM's Discount Prescription Drug Card Program.
- Stonington is current purchaser of energy resources through the CCMEnergy Program.

OBJECTIVES FOR THE COMING YEAR:

- Continue to project and expand state and federal aid to the town;
- Fight to reduce the burden of unfunded state and federal mandates on your town.
- Work to expand the use of CCM services and cooperative efforts among towns to help deliver your municipal services in the most effective and cost efficient way.

MAJOR BUDGET CHANGES AND COMMENTARY:

CCM has sustained the town's CCM dues at the current level, \$12,032 without any increase, for the last ten years.

**DEPARTMENT OF THE FIRST SELECTMAN
SOUTHEASTERN CT COUNCIL OF GOVERNMENTS**

FUNCTION DESCRIPTION:

Provide region and intermunicipal coordination as well as direct technical assistance to the Town of Stonington. Activities include: preparation of grant applications and administration of grant-funded projects benefitting the Town of Stonington, assistance with municipally administered transportation programs, and coordination regarding federal and state compliance with statutes and regulations.

HIGHLIGHTS OF PRESENT YEAR OPERATIONS:

Activities in FY 2023 including the SCCOG's administration of a municipal stormwater authority pilot study evaluating the costs and benefits of stormwater authorities in four towns, including Stonington; and assistance with obtaining funding for multiple transportation projects, including via an application for \$31 million in federal infrastructure funding for a *Safe Street for All* grant which would include \$5 million for bicycle/pedestrian improvements in Stonington.

OBJECTIVES FOR THE COMING YEAR:

Continued assistance with obtaining funding for transportation projects, completion of a regional Hazard Mitigation Plan, assistance with commissioner training required by PA 21-29.

MAJOR BUDGET CHANGES AND COMMENTARY:

No changes. Dues are 55c per capita based on the most recent decennial census. Dues have remained the same since 2013. Please note that SCCOG is not requesting additional ARPA funding.

**TOWN OF STONINGTON
GENERAL FUND EXPENDITURES
2023-2024 TOWN MEETING PROPOSED BUDGET**

LINE #	ORG/OBJ	DEPARTMENT OF FIRST SELECTMAN	2019-2020 ACTUAL EXPENDED	2020-2021 ACTUAL EXPENDED	2021-2022 ACTUAL EXPENDED	2022-2023 ADOPTED BUDGET	2022-2023 REVISED BUDGET	2022-2023 PROJECTED ACTUAL	2023-2024 DEPARTMENT REQUEST	2023-2024 FIRST SELECTMAN'S PROPOSED BUDGET	2023-2024 BOARD OF FINANCE PROPOSED BUDGET	AMOUNT INCREASE/ (DECREASE) OVER PY ADOPTED BUDGET	% CHANGE OVER PY ADOPTED BUDGET	% CHANGE OVER PY REVISED BUDGET
	10101	OFFICE OF SELECTMAN												
1	80001	First Selectman	94,265	96,716	99,327	99,327	102,307	102,307	105,172	105,172	120,110	20,783	20.92%	17.40%
2	80002	Second Selectman	13,566	13,919	4,295	4,295	4,424	4,424	4,548	4,548	4,548	253	5.89%	2.80%
3	80003	Third Selectman	13,566	13,919	4,295	4,295	4,424	4,424	4,548	4,548	4,548	253	5.89%	2.80%
4	80004	Town Attorney	50,000	50,000	50,000	50,000	50,000	50,000	50,000	50,000	50,000	-	0.00%	
5	80089	Longevity	-	-	-	-	-	-	150	150	150	150	0.00%	
6		Total - Salaries	171,397	174,554	157,917	157,917	161,155	161,155	164,418	164,418	179,356	21,439	13.58%	
7	80091	Examination of Indices	2,500	4,000	4,000	4,000	4,000	4,000	4,000	4,000	4,000	-	0.00%	
8	80093	Mosquito Abatement	33,415	34,000	36,980	34,000	34,000	34,000	34,000	34,000	34,000	-	0.00%	
9	80094	Legal Services & Courts	29,904	31,542	45,390	40,000	40,000	40,000	40,000	40,000	40,000	-	0.00%	
10	80143	Reproduction & Printing	-	-	-	-	-	-	750	-	-	-	0.00%	
11	80150	Professional Associations & Publications	976	1,026	1,001	1,000	1,000	1,000	1,000	1,000	1,000	-	0.00%	
12	80310	Furniture & Equipment	549	239	759	1,000	1,000	1,000	3,526	1,000	1,000	-	0.00%	
13	80382	Tree Warden - Stipend	2,000	2,000	3,000	3,500	3,500	3,500	4,000	4,000	4,000	500	14.29%	
14	80339	Tree Warden Expenses	315	259	135	750	750	750	750	750	750	-	0.00%	
15		Total - Expenses	69,659	73,066	91,265	84,250	84,250	84,250	88,026	84,750	84,750	500	0.59%	
16	80100	Town Wide - Technical & Professional Services	6,895	23,189	9,832	20,000	20,000	20,000	20,000	20,000	20,000	-	0.00%	
17		Total - Technical & Professional Services	6,895	23,189	9,832	20,000	20,000	20,000	20,000	20,000	20,000	-	0.00%	
18		TOTAL - OFFICE OF THE FIRST SELECTMAN	247,951	270,809	259,014	262,167	265,405	265,405	272,444	269,168	284,106	21,939	8.37%	7.05%
	10102	PROGRAMS AND AGENCIES												
19	80120	S.E.A.T.	25,292	25,924	25,924	26,702	26,702	26,702	29,372	29,372	29,372	2,670	10.00%	
20	80121	SECTER	6,166	6,166	6,166	6,076	6,076	6,076	7,812	7,812	7,812	1,736	28.57%	
21	80122	CT. Conference of Municipalities	12,032	6,016	12,032	13,000	13,000	13,000	13,000	13,000	13,000	-	0.00%	
22	80123	Southeastern CT Council of Governments	9,689	9,689	9,689	9,689	9,689	9,689	9,547	9,547	9,547	(142)	-1.47%	
23	80126	Mystic River Park-Public Restrooms	10,609	10,609	20,000	20,000	20,000	20,000	20,000	20,000	20,000	-	0.00%	
24	80127	CT Council of Small Towns	1,025	1,275	1,275	1,275	1,275	1,275	1,275	1,275	1,275	-	0.00%	
25	80134	National League of Cities	-	-	-	1,604	1,604	1,604	1,654	1,654	1,654	50	0.00%	
26	80136	Probate Court	6,301	6,301	6,301	6,301	6,301	6,301	6,328	6,328	6,328	27	0.43%	
27	80138	Probate Court Occupancy Costs	3,555	3,604	3,796	4,000	4,000	4,000	4,041	4,041	4,041	41	1.03%	
28	80199	Connecticut Tourism Coalition	1,500	1,500	1,500	1,500	1,500	1,500	1,500	1,500	1,500	-	0.00%	
29	80644	Mystic River Boat Pump out Service	10,000	10,000	10,000	10,000	10,000	10,000	10,000	10,000	10,000	-	0.00%	
30	80645	Plastic Bags & Straws Committee	1,499	-	-	-	-	-	-	-	-	-	0.00%	
31		TOTAL - PROGRAMS AND AGENCIES	87,668	81,084	96,683	100,147	100,147	100,147	104,529	104,529	104,529	4,382	4.38%	4.38%
	10103	WATERFRONT COMMISSION												
32	80079	Clerical Services	1,350	1,800	1,050	2,100	2,100	2,100	2,100	2,100	2,100	-	0.00%	
33	80140	Postage	-	75	-	75	75	75	75	75	75	-	0.00%	
34	80142	Consumable Supplies	53	25	5	25	25	25	25	25	25	-	0.00%	
35	80190	Miscellaneous	-	16	100	100	100	100	100	100	100	-	0.00%	
36		Total - Expenses	53	116	105	200	200	200	200	200	200	-	0.00%	
37		TOTAL - WATERFRONT COMMISSION	1,403	1,916	1,155	2,300	2,300	2,300	2,300	2,300	2,300	-	0.00%	0.00%
	10104	PAWCATUCK RIVER HARBOR MGT												
38	80079	Clerical Services	-	-	-	-	-	-	-	-	-	-	0.00%	
39	80140	Postage	-	-	-	100	100	100	100	100	100	-	0.00%	
40	80141	Advertising	-	-	-	100	100	100	100	100	100	-	0.00%	
41	80142	Consumable Supplies	-	-	-	100	100	100	100	100	100	-	0.00%	
42	80143	Reproduction & Printing	-	-	-	100	100	100	100	100	100	-	0.00%	
43	80190	Miscellaneous	-	-	-	100	100	100	100	100	100	-	0.00%	
44		Total - Expenses	-	-	-	500	500	500	500	500	500	-	0.00%	
45		TOTAL PAWCATUCK RIVER HARBOR MGT.	-	-	-	500	500	500	500	500	500	-	0.00%	0.00%

**TOWN OF STONINGTON
GENERAL FUND EXPENDITURES
2023-2024 TOWN MEETING PROPOSED BUDGET**

LINE #	ORG/OBJ	DEPARTMENT OF FIRST SELECTMAN	2019-2020 ACTUAL EXPENDED	2020-2021 ACTUAL EXPENDED	2021-2022 ACTUAL EXPENDED	2022-2023 ADOPTED BUDGET	2022-2023 REVISED BUDGET	2022-2023 PROJECTED ACTUAL	2023-2024 DEPARTMENT REQUEST	2023-2024 FIRST SELECTMAN'S PROPOSED BUDGET	2023-2024 BOARD OF FINANCE PROPOSED BUDGET	AMOUNT INCREASE/ (DECREASE) OVER PY ADOPTED BUDGET	% CHANGE OVER PY ADOPTED BUDGET	% CHANGE OVER PY REVISED BUDGET
		10105 SHELLFISH COMMISSION												
46	80188	Expenses	-	-	-	50	50	50	50	50	50	-	0.00%	
		TOTAL SHELLFISH COMMISSION	-	-	-	50	50	50	50	50	50	-	0.00%	0.00%
		10106 ECONOMIC DEVELOPMENT COMMISSION												
47	80139	Consulting Services	3,871	14,817	2,777	10,000	10,000	10,000	11,500	11,500	11,500	1,500	15.00%	
48	80140	Postage	-	808	200	200	200	200	-	-	-	(200)	-100.00%	
49	80141	Advertising	-	-	2,331	-	-	-	-	-	-	-	0.00%	
50	80142	Consumable Supplies	835	1,635	1,249	2,000	2,000	2,000	2,000	2,000	2,000	-	0.00%	
51	80146	Travel	-	-	100	270	270	270	300	300	300	30	11.11%	
52	80150	Professional Associations	449	500	707	1,000	1,000	1,000	1,200	1,200	1,200	200	20.00%	
53		Total - Expenses	5,155	17,760	7,364	13,470	13,470	13,470	15,000	15,000	15,000	1,530	11.36%	
54		TOTAL- ECONOMIC DEVELOPMENT COMMISSION	5,155	17,760	7,364	13,470	13,470	13,470	15,000	15,000	15,000	1,530	11.36%	11.36%
		10114 STONINGTON FACILITIES COMMITTEE												
55	80079	Clerical Services	1,100	200	-	1,000	1,000	1,000	1	1	1	(999)	-99.90%	
56	80142	Consumable Supplies	-	-	-	100	100	100	1	1	1	(99)	-99.00%	
57		TOTAL -STONINGTON FACILITIES COMMITTEE	1,100	200	-	1,100	1,100	1,100	2	2	2	(1,098)	-99.82%	-99.82%
		10115 BEAUTIFICATION COMMITTEE												
58	80188	Expenses	-	4,999	5,000	7,500	7,500	7,500	10,000	10,000	10,000	2,500	33.33%	
59		TOTAL BEAUTIFICATION COMMITTEE	-	4,999	5,000	7,500	7,500	7,500	10,000	10,000	10,000	2,500	33.33%	33.33%
		10116 CHARTER REVISION COMMISSION												
60	80079	Clerical Services	-	-	-	-	-	-	-	-	-	-	0.00%	
61	80020	Project Administrator	-	-	-	1	1	1	1	1	1	-	0.00%	
62	80188	Expenses	-	-	-	1	1	1	1	1	1	-	0.00%	
63		TOTAL CHARTER REVISION COMMISSION	-	-	-	2	2	2	2	2	2	-	0.00%	0.00%
64		TOTAL - COMMISSIONS & COMMITTEES	7,658	24,875	13,519	24,922	24,922	24,922	27,854	27,854	27,854	2,932	11.76%	11.76%
		10107 EMERGENCY MANAGEMENT												
65	80005	Emergency Management Tactical Operations Director	13,906	14,268	14,653	14,653	15,093	15,093	-	-	-	(14,653)	-100.00%	
66	80075	Clerical Services	2,052	2,106	2,163	2,163	7,228	7,228	2,290	2,290	2,290	127	5.87%	-68.32%
67	80007	Emergency Operations Center Staffing	-	-	10,043	1	1	1	1	1	1	-	0.00%	
68		Total - Salaries	15,958	16,374	26,859	16,817	22,322	22,322	2,291	2,291	2,291	(14,526)	-86.38%	
69	80142	Consumable Supplies	346	90	395	1,250	1,250	1,250	1,250	1,250	1,250	-	0.00%	
70	80147	Equipment	-	-	5,240	3,500	3,500	3,500	3,500	3,500	3,500	-	0.00%	
71	80148	Development of Emergency Plan	-	4,241	1,602	1	1	1	1	1	1	-	0.00%	
72	80190	Miscellaneous	-	-	-	100	100	100	100	100	100	-	0.00%	
73	80310	Furniture & Equipment	-	-	-	750	750	750	750	750	750	-	0.00%	
74	80314	Training & Education	-	-	-	200	200	200	200	200	200	-	0.00%	
75		Total - Expenses	346	4,331	7,237	5,801	5,801	5,801	5,801	5,801	5,801	-	0.00%	
76	80311	Generator Maintenance	-	-	-	1	1	1	1	1	1	-	0.00%	
77	80312	Water Testing	-	-	-	1	1	1	1	1	1	-	0.00%	
78	80313	Communications	-	-	-	1	1	1	1	1	1	-	0.00%	
79	80327	Mass Notification System Maintenance	5,006	5,256	5,519	5,519	5,519	5,519	5,519	5,519	5,519	-	0.00%	
80		Total - Services	5,006	5,256	5,519	5,522	5,522	5,522	5,522	5,522	5,522	-	0.00%	
81		TOTAL - EMERGENCY MANAGEMENT	21,310	25,961	39,615	28,140	33,645	33,645	13,614	13,614	13,614	(14,526)	-51.62%	-59.54%
		10108 ELECTIONS												
82	80077	Registrars Salaries	38,266	44,899	40,421	40,326	41,536	41,536	42,700	42,700	42,700	2,374	5.89%	2.80%
83	80037	Referenda/Election Personnel Salaries	16,718	37,928	28,795	60,000	60,000	60,000	60,000	60,000	60,000	-	0.00%	
84		Total - Salaries	54,984	82,827	69,216	100,326	101,536	101,536	102,700	102,700	102,700	2,374	2.37%	
85	80140	Postage	777	5,777	5,727	15,000	15,000	15,000	12,000	12,000	12,000	(3,000)	-20.00%	
86	80141	Advertising	1,397	-	2,416	4,000	4,000	4,000	2,500	2,500	2,500	(1,500)	-37.50%	
87	80142	Consumable Supplies	369	501	301	1,500	1,500	1,500	2,000	2,000	2,000	500	33.33%	

**TOWN OF STONINGTON
GENERAL FUND EXPENDITURES
2023-2024 TOWN MEETING PROPOSED BUDGET**

LINE #	ORG/OBJ	DEPARTMENT OF FIRST SELECTMAN	2019-2020 ACTUAL EXPENDED	2020-2021 ACTUAL EXPENDED	2021-2022 ACTUAL EXPENDED	2022-2023 ADOPTED BUDGET	2022-2023 REVISED BUDGET	2022-2023 PROJECTED ACTUAL	2023-2024 DEPARTMENT REQUEST	2023-2024 FIRST SELECTMAN'S PROPOSED BUDGET	2023-2024 BOARD OF FINANCE PROPOSED BUDGET	AMOUNT INCREASE/ (DECREASE) OVER PY ADOPTED BUDGET	% CHANGE OVER PY ADOPTED BUDGET	% CHANGE OVER PY REVISED BUDGET
88	80144	Telephone	1,721	1,307	1,621	3,500	3,500	3,500	2,000	2,000	2,000	(1,500)	-42.86%	
89	80147	Equipment	4,199	1,561	340	4,000	4,000	4,000	3,090	3,090	3,090	(910)	-22.75%	
90	80149	Reproduction & Printing	365	730	3,177	1,500	1,500	1,500	2,000	2,000	2,000	500	33.33%	
91	80150	Professional Associations & Publications	140	420	800	500	500	500	600	600	600	100	20.00%	
92	80151	Voting Canvas	117	126	60	500	500	500	500	500	500	-	0.00%	
93	80190	Miscellaneous	397	323	1,121	2,000	2,000	2,000	2,000	2,000	2,000	-	0.00%	
94	80306	Ballot Printing / Programming	4,499	15,000	6,878	15,000	15,000	15,000	15,000	15,000	15,000	-	0.00%	
95	80310	Furniture & Equipment	3,093	-	-	1,500	1,500	1,500	1,500	1,500	1,500	-	0.00%	
96	80314	Training & Education	-	60	-	4,500	4,500	4,500	2,500	2,500	2,500	(2,000)	-44.44%	
97		Total - Expenses	17,074	25,805	22,441	53,500	53,500	53,500	45,690	45,690	45,690	(7,810)	-14.60%	
98	80305	Voting Machine (Optical Scan Machine Maintenance)	2,400	2,805	2,784	3,400	3,400	3,400	5,000	5,000	5,000	1,600	47.06%	
99		Total - Services	2,400	2,805	2,784	3,400	3,400	3,400	5,000	5,000	5,000	1,600	47.06%	
100		TOTAL - ELECTIONS	74,458	111,437	94,441	157,226	158,436	158,436	153,390	153,390	153,390	(3,836)	-2.44%	-3.18%
	10109	TOWN CLERK												
101	80008	Salary of Town Clerk	83,110	85,270	87,573	87,573	90,200	90,200	92,726	92,726	92,726	5,153	5.88%	2.80%
102	80075	Clerical Salaries	106,283	113,355	121,788	117,699	95,579	95,579	115,461	115,461	115,461	(2,238)	-1.90%	20.80%
103	80089	Longevity	5,760	5,940	6,120	3,600	3,600	3,600	2,340	2,340	2,340	(1,260)	-35.00%	
104		Total - Salaries	195,153	204,565	215,481	208,872	189,379	189,379	210,527	210,527	210,527	1,655	0.79%	
105	80140	Postage	1,408	1,499	4,000	2,750	2,750	2,750	3,500	3,500	3,500	750	27.27%	
106	80141	Advertising	1,906	-	1,440	2,000	2,000	2,000	2,000	2,000	2,000	-	0.00%	
107	80142	Consumable Supplies	2,534	2,663	1,931	3,000	3,000	3,000	3,000	3,000	3,000	-	0.00%	
108	80144	Telephone	120	48	51	100	100	100	100	100	100	-	0.00%	
109	80147	Equipment	3,641	4,101	3,645	3,500	3,500	3,500	4,140	4,140	4,140	640	18.29%	
110	80150	Professional Associations & Publications	275	275	275	275	275	275	375	375	375	100	36.36%	
111	80314	Training & Education	525	100	410	1,500	1,500	1,500	1,500	1,500	1,500	-	0.00%	
112		Total - Expenses	10,409	8,686	11,752	13,125	13,125	13,125	14,615	14,615	14,615	1,490	11.35%	
113	80315	Land Records & Data Processing	21,654	22,059	25,430	27,000	27,000	27,000	27,000	27,000	27,000	-	0.00%	
114	80316	Vital Statistics	361	412	499	500	500	500	500	500	500	-	0.00%	
115		Total - Services	22,015	22,471	25,929	27,500	27,500	27,500	27,500	27,500	27,500	-	0.00%	
116		TOTAL - TOWN CLERK	227,577	235,722	253,162	249,497	230,004	230,004	252,642	252,642	252,642	3,145	1.26%	9.84%
	10110	TOWN MEETING & REFERENDA												
117	80179	Town Meeting Personnel	-	-	160	200	200	200	200	200	200	-	0.00%	
118	80185	Advertising	1,206	3,358	6,054	8,000	8,000	8,000	8,000	8,000	8,000	-	0.00%	
119		TOTAL - TOWN MEETING & REFERENDA	1,206	3,358	6,214	8,200	8,200	8,200	8,200	8,200	8,200	-	0.00%	
	10112	PAYMENTS TO OTHER CIVIL DIVISIONS												
120	80330	Borough of Stonington	206,885	267,828	251,583	208,084	208,084	208,084	287,260	287,260	287,260	79,176	38.05%	
121		TOTAL - FIRST SELECTMAN	874,713	1,021,074	1,014,231	1,038,383	1,028,843	1,028,843	1,119,933	1,116,657	1,131,595	93,212	8.98%	9.99%

DEPARTMENT OF ADMINISTRATIVE SERVICES

FUNCTION DESCRIPTION:

We are responsible for the Town's Human Resources department (including Human Resources Operations/General Administration, Labor Relations, Recruitment, Employee Training and Employee Benefits as well as Health and Safety) and the Information Technology department. The Human Resources department's mission is to attract and retain the talent that will meet the current and future needs of the Town of Stonington and the Information Technology department strives to provide the necessary technology, equipment and solutions; all in order to provide the highest quality of service to Town residents. We also strive to maintain a safe working environment for all Staff through programs, policies and training. Ledge Light Health District serves as the local health department for the Town and rolls-up under our budget. Additionally, we coordinate the development of the Town Capital Improvement Plan.

HIGHLIGHTS OF PRESENT YEAR OPERATIONS:

Human Resources and Administration:

Successfully negotiated four collective bargaining agreements which will be in effect from July 1, 2022 through June 30, 2025. Recruitment and onboarding continue to be an ongoing focus: as of January 2023, over the past year, we will have onboarded 14 new fulltime staff members. Attracting talent continues to be a challenge in general and more so for some niche positions. Offboarded 17 retirements and resignations and an additional 12 Retirements for non-Town staff (the Town processes Retirement Plan terminations for the BOE and Fire Districts). Have begun the process to consolidate Defined Contribution Plan vendors to Voya which will result in fee savings, integrated views of retirement savings and enhanced technology and training

Information Technology (IT)

This past year we've Installed and configured new MDT's and in-car cameras for the SPD and secured the remote connections with multifactor authentication. A new centralized secure door access system was installed at Human Services, Public Works, Town Hall and the Police Dept., and additional physical security measures were installed at Human Services.

We performed an Active Directory and Exchange email server upgrade across 5 new virtual Microsoft Server 2022 systems, improving the level of backend security and account management well into the future. We performed an external network penetration test and an internal network vulnerability assessment, providing insight to better focus our cybersecurity countermeasures. With the purchase of a software module that allows monitoring and management of our network switches, we have begun hardening them against attack.

There currently exists no significant year-to-date budget variances as of 12/31/22 with ***Administration and Human Resources budgets***. ***Information Technology*** will require an additional appropriation due to the leasing of "dark" fiber optic cable to connect Town Hall to Human Services and Town Hall to the Police Dept. We became aware that the vendor was not charging the Town for

this which created a significant technology risk should there be any service disruption (note this also has an impact on the FY2023 – 2024 budget for Information Technology).

Capital Improvement Project (CIP) Requests

Town-wide Computer Upgrade represents ongoing funding for the replacement of town-wide desktop workstations, police dispatch workstations, data center servers, and network switch infrastructure as many work stations other IT components are approaching end of life. A new CIP request is for increased IT Storage with current storage arrays for Town Hall and the Police Department running at 68% to 75% of their capacity and given the strategic focus on scanning of historical documents, we will need to increase our storage. The ADA Accessibility for Town Facilities is for repairs and improvements to make Town facilities more ADA accessible.

Ledge Light Health District (LLHD):

LLHD conducted inspections of Stonington's 164 restaurants. Additionally, inspections were conducted of the Stonington's 22 pools, 45 cosmetology facilities, 5 beach water sampling sites. Land use staff were extremely busy conducting reviews and inspections of building additional, decks, pools, sheds, and new and repair septic system installations.

LLHD engages and supports the community in health education, health promotion, and health policy development activities in a variety of ways. The Overdose Action Team continues to advance the shared goals of increasing access to effective treatment for opioid use disorder, saturating the community with naloxone and reducing stigma. Through their work engaging with people in community settings and responding to calls to the phone line, the Recovery Navigators continue support their individual health goals. LLHD continues to work with the many community partners on the Health Improvement Collaborative of Southeastern Connecticut to monitor the health of our communities and take collective action to address prioritized health concerns. LLHD has been instrumental in providing ongoing guidance and education to Towns and school with respect COVID-19 including policies, practices, education, testing, vaccinations and contact tracing.

OBJECTIVES FOR THE COMING YEAR:

Human Resources and Administration:

Attracting and retaining talent will continue to be a priority in fiscal 2023 – 2024 with an expectation of potential retirements and replacement hiring. Continue to evaluate and seek areas to streamline or automate HR processes, technology, operations and administration and review and update key policies; including evaluating new Time and Attendance systems and updating the., Employee Handbook. Look at additional Health and Wellness program options for the Town. Evaluate and implement initiatives for Diversity, Equity and Inclusion including additional training. Provide training webinars or in-person programs for Town staff to further employee development. Continue to stay abreast of best practices for Employee Health and Safety and implement programs and training accordingly.

Information Technology:

Continued training for all staff with a focus on cybersecurity. Continued network enhancements to standardize systems configurations, firewall and email filter configurations, and improve network bandwidth usage across the organization. Continue the migration for several existing application servers to newer base operating systems and advise departments on cloud-based SaaS options.

MAJOR BUDGET CHANGES AND COMMENTARY:

Continued monitoring and management of health benefits costs; The Town claims experience was high in FY2021 – 2022 but has moderated in FY2022 – 2023 but the industry trend is projecting increased health care costs. The Professional Development line item is based on actual approved requests and per the SPAA Collective Bargaining Agreement. Pension expenses driven by actuarial calculations which determine required contributions. The Town is proposing an increase from 5% to 6% to the Town contribution for the 401a Plan in order to remain more competitive and to attract and retain talent. Wage costs will be driven by the collective bargaining agreements. We have also lowered the budget for a few line items. Information Technology budget increasing due to cost of leasing “dark” fiber optic cable to connect Town Hall to Human Services and Town Hall to the Police Dept.

DEPARTMENTAL STAFFING:

The Administration office is staffed by:

- The Director of Administrative Services at a fully loaded salary of \$123,586.
- A Human Resources Coordinator at a fully loaded salary of \$92,600.
- The Executive Assistant to the First Selectman at a fully loaded salary of \$88,366.
- One Administrative Assistant at a fully loaded wage of \$74,072.

The Information Technology office is staffed by:

- The Information Technology Manager at a fully loaded salary of \$126,759.
- Two Technology Support Specialists at a fully loaded salaries for a total of \$169,713.
- Plus \$2,000 designated for overtime.

Summary – Staffing Levels

Seven (7) full-time positions: Three (3) SPAA, One (1) Town Hall Employee, Three (3) Non-union

Note: “Fully loaded salary” for FY 23/24 includes wages, payroll taxes, and any pension plan or 401a contributions, but does not include health benefits.

**TOWN OF STONINGTON
GENERAL FUND EXPENDITURES
2023-2024 TOWN MEETING PROPOSED BUDGET**

LINE #	ORG/OBJ	DEPARTMENT OF ADMINISTRATIVE SERVICES	2019-2020 ACTUAL EXPENDED	2020-2021 ACTUAL EXPENDED	2021-2022 ACTUAL EXPENDED	2022-2023 ADOPTED BUDGET	2022-2023 REVISED BUDGET	2022-2023 PROJECTED ACTUAL	2023-2024 DEPARTMENT REQUEST	2023-2024 FIRST SELECTMAN'S PROPOSED BUDGET	2023-2024 BOARD OF FINANCE PROPOSED BUDGET	AMOUNT INCREASE/ (DECREASE) OVER PY ADOPTED BUDGET	% CHANGE OVER PY ADOPTED BUDGET	% CHANGE OVER PY REVISED BUDGET
	10121	ADMINISTRATION												
1	80009	Director of Administrative Services	99,731	101,599	102,700	102,700	105,781	105,781	108,743	108,743	108,743	6,043	5.88%	2.80%
2	80084	Administrative Support Staff	201,782	55,962	58,205	55,528	59,703	59,703	58,804	58,804	58,804	3,276	5.90%	-1.51%
3	80038	Executive Administrative Assistant	-	71,240	73,149	73,149	75,343	75,343	77,453	77,453	77,453	4,304	5.88%	2.80%
4	80399	Human Resources Coordinator	-	69,809	71,680	71,680	73,830	73,830	75,898	75,898	75,898	4,218	5.88%	2.80%
5	80089	Longevity	3,340	3,660	3,380	3,550	3,550	3,550	3,720	3,720	3,720	170	4.79%	
6		<i>Stipend for Notaries</i>	-	-	-	-	-	-	-	1,000	1,000	1,000	0.00%	
7		Total - Salaries	304,853	302,270	309,114	306,607	318,207	318,207	324,618	325,618	325,618	19,011	6.20%	
8	80140	Postage	996	1,600	1,000	1,000	1,000	1,000	1,000	1,000	1,000	-	0.00%	
9	80141	Advertising	19,117	10,652	26,960	13,500	13,500	13,500	14,000	14,000	14,000	500	3.70%	
10	80142	Consumable Supplies	3,905	3,528	3,110	4,000	4,000	4,000	4,000	4,000	4,000	-	0.00%	
11	80143	Reproduction & Printing	2,518	677	3,038	3,000	3,000	3,000	3,000	3,750	3,750	750	25.00%	
12	80144	Telephone	160	121	114	150	150	150	150	150	150	-	0.00%	
13	80147	Equipment	2,532	2,334	3,285	3,400	3,400	3,400	3,400	3,400	3,400	-	0.00%	
14	80150	Professional Associations & Publications	1,433	1,112	1,137	2,200	2,200	2,200	2,200	2,200	2,200	-	0.00%	
15	80153	Database Expenses	7,396	8,957	11,794	9,000	9,000	9,000	17,100	17,100	17,100	8,100	90.00%	
16	80190	Miscellaneous	686	697	412	500	500	500	500	500	500	-	0.00%	
17	80310	Furniture & Equipment	2,233	2,609	2,196	2,270	2,270	2,270	2,526	5,052	5,052	2,782	122.56%	
18	80314	Training & Education (First Selectman & Administration)	609	749	683	1,580	1,580	1,580	1,580	1,580	1,580	-	0.00%	
19		Total - Expenses	41,585	33,036	53,729	40,600	40,600	40,600	49,456	52,732	52,732	12,132	29.88%	
20	80101	Admin Services - Technical & Professional Services	-	6,933	-	8,500	8,500	8,500	8,500	8,500	8,500	-	0.00%	
21		Total - Technical & Professional Services	-	6,933	-	8,500	8,500	8,500	8,500	8,500	8,500	-	0.00%	
22	80307	Memorial Observances	9,470	3,342	10,038	11,000	11,000	11,000	11,000	11,000	11,000	-	0.00%	
23	80308	Columbus Day Observances	5,000	-	-	5,000	5,000	5,000	5,000	5,000	5,000	-	0.00%	
24		Total - Services	14,470	3,342	10,038	16,000	16,000	16,000	16,000	16,000	16,000	-	0.00%	
25		TOTAL - ADMINISTRATION	360,908	345,581	372,881	371,707	383,307	383,307	398,574	402,850	402,850	31,143	8.38%	5.10%

**TOWN OF STONINGTON
GENERAL FUND EXPENDITURES
2023-2024 TOWN MEETING PROPOSED BUDGET**

LINE #	ORG/OBJ	DEPARTMENT OF ADMINISTRATIVE SERVICES	2019-2020 ACTUAL EXPENDED	2020-2021 ACTUAL EXPENDED	2021-2022 ACTUAL EXPENDED	2022-2023 ADOPTED BUDGET	2022-2023 REVISED BUDGET	2022-2023 PROJECTED ACTUAL	2023-2024 DEPARTMENT REQUEST	2023-2024 FIRST SELECTMAN'S PROPOSED BUDGET	2023-2024 BOARD OF FINANCE PROPOSED BUDGET	AMOUNT INCREASE/ (DECREASE) OVER PY ADOPTED BUDGET	% CHANGE OVER PY ADOPTED BUDGET	% CHANGE OVER PY REVISED BUDGET
	10122	INFORMATION SYSTEMS												
26	80010	IT Manager	93,343	96,008	98,682	99,409	102,391	102,391	105,260	105,260	105,260	5,851	5.89%	2.80%
27	80074	Technology Support Specialist	64,626	66,306	98,639	127,763	134,625	134,625	145,005	145,005	145,005	17,242	13.50%	7.71%
28	80089	Longevity	1,060	1,170	1,380	1,500	1,500	1,500	1,620	1,620	1,620	120	8.00%	
29		Total - Salaries	159,029	163,484	198,701	228,672	238,516	238,516	251,885	251,885	251,885	23,213	10.15%	
30	80140	Postage	-	-	2,240	200	200	200	200	200	200	-	0.00%	
31	80142	Consumable Supplies	1,037	1,224	161	1,500	1,500	1,500	1,500	1,500	1,500	-	0.00%	
32	80143	Reproduction & Printing	78	19	46	50	50	50	50	50	50	-	0.00%	
33	80144	Telephone	1,581	1,591	1,933	1,700	1,700	1,700	1,700	1,700	1,700	-	0.00%	
34	80150	Professional Associations & Publications	235	470	-	250	250	250	250	250	250	-	0.00%	
35	80154	Equipment & Licensing	40,866	50,857	54,654	50,000	50,000	50,000	55,090	55,090	55,090	5,090	10.18%	
36	80155	Internet Hosting Expense	6,700	6,863	6,713	7,500	7,500	7,500	7,500	7,500	7,500	-	0.00%	
37	80190	Miscellaneous	7	52	72	50	50	50	50	50	50	-	0.00%	
38	80314	Training & Education	-	925	2,295	5,000	5,000	5,000	5,000	5,000	5,000	-	0.00%	
39		Total - Expenses	50,504	62,001	68,114	66,250	66,250	66,250	71,340	71,340	71,340	5,090	7.68%	
40	80317	Telecommunications	62,961	67,275	79,109	70,000	83,300	83,300	106,000	106,000	106,000	36,000	51.43%	
41	80325	Technical Assistance	8,375	10,870	10,213	12,000	12,000	12,000	12,000	12,000	12,000	-	0.00%	
42		Total - Services	71,336	78,145	89,322	82,000	95,300	95,300	118,000	118,000	118,000	36,000	43.90%	
43	80104	Geographic Information System (GIS) Expenses	25,323	30,118	29,029	30,000	30,000	30,000	30,000	30,000	30,000	-	0.00%	
44		TOTAL - INFORMATION SYSTEMS	306,192	333,748	385,166	406,922	430,066	430,066	471,225	471,225	471,225	64,303	15.80%	9.57%

**TOWN OF STONINGTON
GENERAL FUND EXPENDITURES
2023-2024 TOWN MEETING PROPOSED BUDGET**

LINE #	ORG/OBJ	DEPARTMENT OF ADMINISTRATIVE SERVICES	2019-2020 ACTUAL EXPENDED	2020-2021 ACTUAL EXPENDED	2021-2022 ACTUAL EXPENDED	2022-2023 ADOPTED BUDGET	2022-2023 REVISED BUDGET	2022-2023 PROJECTED ACTUAL	2023-2024 DEPARTMENT REQUEST	2023-2024 FIRST SELECTMAN'S PROPOSED BUDGET	2023-2024 BOARD OF FINANCE PROPOSED BUDGET	AMOUNT INCREASE/ (DECREASE) OVER PY ADOPTED BUDGET	% CHANGE OVER PY ADOPTED BUDGET	% CHANGE OVER PY REVISED BUDGET
	10123	HUMAN RESOURCES												
45	80340	Employee Training & Education	3,350	5,213	7,798	10,000	10,000	10,000	10,000	10,000	10,000	-	0.00%	
46	80341	Labor Negotiations	24,758	4,613	45,244	90,000	90,000	90,000	20,000	20,000	20,000	(70,000)	-77.78%	
47	80358	Labor Counsel	46,899	46,369	42,579	40,000	40,000	40,000	80,000	80,000	80,000	40,000	100.00%	
48	80343	Pension Plan - Defined Benefit	485,000	501,000	480,534	583,968	583,968	583,968	615,061	615,061	615,061	31,093	5.32%	
49	80359	Pension Plan - Defined Contribution 401A	104,032	129,978	152,179	170,000	188,000	188,000	252,000	252,000	252,000	82,000	48.24%	
50	80344	Social Security	496,107	542,090	560,020	607,000	618,000	618,000	655,000	659,000	659,000	52,000	8.57%	
51	80345	Unemployment	5,687	36,047	106	20,000	20,000	20,000	20,000	20,000	20,000	-	0.00%	
52	80347	Employee Assistance Program	1,725	1,999	1,640	3,150	3,150	3,150	3,500	3,500	3,500	350	11.11%	
53	80348	Employee Screening	1,758	1,608	2,923	3,500	3,500	3,500	3,500	3,500	3,500	-	0.00%	
54	80349	Additional Manpower	2,825	2,050	525	5,000	5,000	5,000	5,000	5,000	5,000	-	0.00%	
55	80350	Employee Travel Expense	21,553	7,028	8,418	24,000	24,000	24,000	24,000	24,000	24,000	-	0.00%	
56	80351	Accrued Leave Pay-out	23,883	98,529	90,148	120,000	115,000	115,000	105,000	105,000	105,000	(15,000)	-12.50%	
57	80352	Retiree Health Care-Police	62,716	61,212	63,377	75,000	75,000	75,000	80,000	80,000	80,000	5,000	6.67%	
58	80354	Health Insurance	1,820,996	2,011,904	2,029,999	2,120,000	2,120,000	2,120,000	2,230,000	2,270,000	2,250,000	130,000	6.13%	
59	80355	Life Insurance	25,257	23,419	28,066	30,000	30,000	30,000	30,500	30,500	30,500	500	1.67%	
60	80357	RX Eyewear Reimbursement	1,954	1,760	2,250	2,100	2,100	2,100	4,000	4,000	4,000	1,900	90.48%	
61	80395	Replacement Staff Training	-	-	-	1	1	1	1	1	1	-	0.00%	
62	80208	Professional Development	-	-	-	3,200	3,200	3,200	8,100	7,600	7,600	4,400	0.00%	
63	88348	Diversity, Equity, & Inclusion Train. and Comm. Outreach	-	-	-	7,500	7,500	7,500	7,500	7,500	7,500	-	0.00%	
64		Total - Expenses	3,128,500	3,474,819	3,515,806	3,914,419	3,938,419	3,938,419	4,153,162	4,196,662	4,176,662	262,243	6.70%	
65	80101	Admin Services - Professional & Technical Services	950	198	-	16,430	16,430	16,430	16,430	16,430	16,430	-	0.00%	
66		Total - Technical & Professional Services	950	198	-	16,430	16,430	16,430	16,430	16,430	16,430	-	0.00%	
67		TOTAL - HUMAN RESOURCES	3,129,450	3,475,017	3,515,806	3,930,849	3,954,849	3,954,849	4,169,592	4,213,092	4,193,092	262,243	6.67%	6.02%
	10124	HEALTH DISTRICT & SANITATION												
68	80142	Consumable Supplies	25	11	-	135	135	135	132	-	-	(135)	-100.00%	
69	80198	Ledge Light Health District Membership Fees	137,031	147,763	140,863	138,806	138,806	138,806	139,861	139,861	139,861	1,055	0.76%	
70		Total - Services	137,056	147,774	140,863	138,941	138,941	138,941	139,993	139,861	139,861	920	0.66%	
71		TOTAL - HEALTH DISTRICT & SANITATION	137,056	147,774	140,863	138,941	138,941	138,941	139,993	139,861	139,861	920	0.66%	0.66%
	10126	COMMUNITY DEVELOPMENT												
72	80075	Clerical Salaries	-	4,253	-	-	-	-	-	-	-	-	0.00%	
73	80098	Project Assistant	-	-	17,029	-	-	-	-	-	-	-	0.00%	
74		TOTAL - COMMUNITY DEVELOPMENT	-	4,253	17,029	-	-	-	-	-	-	-	0.00%	0.00%
75		TOTAL - ADMINISTRATIVE SERVICES	3,933,606	4,306,373	4,431,745	4,848,419	4,907,163	4,907,163	5,179,384	5,227,028	5,207,028	358,609	7.40%	6.11%

DEPARTMENT OF ASSESSMENT

FUNCTION DESCRIPTION:

The Department of Assessment is responsible for balancing the \$2.9 billion-dollar grand list which is the basis for the tax levy. The Director of Assessment is the governmental official responsible for establishing the value of property for ad valorem tax purposes; for discovering, listing and valuing all taxable and tax-exempt properties; and to ensure that the individual property owner's value is proper so the owner pays no more than his/her fair share of the property tax. In the performance of these duties, assurance is made that no property escapes the assessment process or is under assessed and that no property owner received unauthorized preferential treatment. Revaluations are completed every five years in conformity with the Connecticut General Statutes and Revaluation Performance Standards. The Department will be finalizing and implementing the 2022 Revaluation Project with the 2022 Grand List. Development and updating of information are conducted on an ongoing basis, including modernization of computerized records of real estate, personal property and motor vehicles. Duties are performed in compliance with State of Connecticut mandated General Statutes

HIGHLIGHTS OF PRESENT YEAR OPERATIONS:

Revaluation

The Department implemented a data mailer program for the 2022 Revaluation. There was an overall return rate of 85%. The remaining 15% of properties were inspected by the Deputy Assessor. Vision would have charged the Town \$27 for every parcel needing an inspection. This resulted in \$215,036 in savings to the Town on the revaluation project. The Deputy Assessor performed 1,169 inspections to complete this task.

Court Appeals

There were twelve court cases as a result of the 2017 revaluation, three appeals in 2018, one appeal in 2019, two appeals in 2020 & one appeal in 2021. Some of the appeals include multiple properties. The appeals include four residential, fourteen commercial properties and one personal property account. Thirteen cases have been settled and three have been withdrawn. There are three cases still outstanding.

Special Audit Revenue

The 2020 personal property audits have been completed. There was an increase of \$3,576,090 in assessment and \$82,788.19 generated in tax dollars. The one audit for 2021 is still outstanding.

Permits and Certificates of Occupancies—Processed 1,602 new permits and 596 Certificates of Approval & Occupancy just from 2022, and miscellaneous inspections from sales review. There are approximately 473 ongoing permits from prior years staff continues to monitor and inspect.

Grand List Growth, Pilot, Tax Agreements and Future Grand List Growth

- 2021 Grand List growth of 3.57% or \$102,282,462 in assessed value over the previous year, exclusive of Pilot payment.
- Pilot for Masonicare at Mystic LLC and Senior Living by Masonicare, LLC is not included in the taxable Grand List. A pilot payment is calculated on the general government portion of the mill rate. The pilot payment for the 2021 Grand List included personal property and real estate taxes in the amount \$286,230.95.
- Fixed Assessment Agreement for the Threadmill Partners LLC is for a seven-year period commencing October 1, 2016. Forty nine percent of the added assessment above \$569,200 will be added to the October 1, 2022 Grand List.
- Seven-year fixed assessment agreement for Mystic Apartments LLC began October 1, 2019. Twenty eight percent of the portion of building completion will be added to the October 1, 2022 Grand List. The land value (which is not under the fixed assessment agreement) has also been increased for sewer and road improvements.
- Seven-year fixed assessment agreement for EG Perkins Reserve LLC (townhouses) began October 1, 2020. All townhomes have been built and sold. As a result, EG Perkins Reserve LLC will not utilize the remaining five years of the fixed assessment agreement as they no longer own any properties on Park Ave. All properties on Park Ave will be assessed at full value for 2022.
- Seven-year fixed assessment agreement for Mystic Health Center LLC began October 1, 2019. Twenty eight percent of the portion of building completion will be added to the October 1, 2022 Grand List. The land value (which is not under the fixed assessment agreement) has also been increased for sewer and road improvements.

Ten Year Grand List Comparison of the Net Taxable Grand List (highlighted years are revaluations):

GL Year	Net Taxable Grand List	Residential	Com/Industrial	Land	PP	MV	Year Change	Change
2022	\$ 4,047,224,293	76.00%	13.00%	1.70%	4.10%	5.30%	\$1,082,101,239	36.00%
2021	\$ 2,965,123,054	71.59%	13.82%	2.10%	5.50%	7.0%	\$ 102,715,842	3.57%
2020	\$ 2,861,898,787	73.73%	13.73%	2.19%	4.70%	5.65%	\$ 38,747,506	1.35%
2019	\$ 2,823,151,181	74.01%	14.12%	2.22%	4.30%	5.35%	\$ 32,652,995	1.16%
2018	\$ 2,790,498,286	74.23%	14.12%	2.25%	4.09%	5.30%	\$ 20,465,125	0.74%
2017	\$ 2,770,033,161	74.09%	14.22%	2.48%	3.95%	5.26%	\$ 122,216,289	4.62%
2016	\$ 2,647,816,872	73.90%	14.14%	2.58%	3.99%	5.39%	\$ 21,977,065	0.84%
2015	\$ 2,625,839,807	74.00%	14.27%	2.62%	3.79%	5.32%	\$ 3,569,491	0.14%
2014	\$ 2,622,270,316	73.75%	14.41%	2.66%	3.75%	5.43%	\$ 22,180,463	0.85%
2013	\$ 2,600,089,853	73.95%	14.47%	2.83%	3.60%	5.15%	\$ 7,473,227	0.29%
2012	\$ 2,592,616,626	73.65%	14.69%	2.89%	3.79%	4.98%	\$(595,440,893)	-18.68%
2011	\$ 3,188,057,519	75.09%	14.65%	3.26%	2.85%	4.15%	\$ 21,805,266	0.69%
2010	\$ 3,166,252,253	75.26%	14.85%	3.26%	2.61%	4.02%	\$ 14,207,232	0.45%

Ten Year Comparison of the Tax-Exempt Grand List:

GL Year	Tax Exempt Grand List	Year Change	Change
2021	\$ 290,622,020	\$ 953,800	-0.33%
2020	\$ 291,575,820	\$ 1,582,370	0.55%
2019	\$ 289,993,450	\$ 11,008,540	3.95%
2018	\$ 278,984,910	\$ 12,954,990	4.87%
2017	\$ 266,029,920	\$ 23,521,291	9.70%
2016	\$ 242,508,629	\$ 25,991,060	12.00%
2015	\$ 216,517,569	\$ 1,905,350	0.89%
2014	\$ 214,612,219	\$ 1,532,340	0.72%
2013	\$ 213,079,879	\$ 4,940,209	2.37%

OBJECTIVES FOR THE COMING YEAR:

- Implementation of 2022 Revaluation Project
- Continued training of newly hired staff
- Reconfiguration and renovation of the office space to accommodate new staff
- Continued efforts to achieving and streamlining efficiencies of processes and digitization of records.
- The Department continues servicing a large volume and vast range of public inquires.
- Processing Pilot and Fixed Assessments.
- Resolving the 2017 through 2021 court cases.
- Preparation and Maintenance of the Grand List and Supplemental Motor Vehicle List.
- Mapping and/or GIS:
Continue annual maintenance of the GIS mapping updates.

MAJOR BUDGET CHANGES AND COMMENTARY:

Staff

The Director of Assessment is appointed by the Board of Finance and supervises the Deputy Assessor; (1) Assessor Specialist, (1) Assessor Assistant and (1) Office Assistant. The Director has oversight of the Town mandatory Revaluation Staff every five years. Their responsibilities vary based upon interior inspection and full measure and listing requirements: (1) Project Manager, (2) Commercial Reviewers, (2) Residential Reviews, and (5) Data Collectors.

Postage, Database Expense, Reproduction & Printing, Publications, Legal Ads, Professional Associations & Publications

Increased for database maintenance fees and vendor charges. Postage needs will be more in 2023-2024 as the USPS is increasing their costs in January 2023. JD Powers has increased their cost per transaction fee from \$0.055/vehicle to \$0.077/vehicle. Equipment has been increased to correct the omission of the Prism lease in last year's budget.

DEPARTMENTAL STAFFING

The Assessor's office is staffed by:

- The Director of Assessment at a fully loaded wages of \$147,745.
- The Deputy Assessor at a fully loaded wages of \$92,042.
- One Assessor Specialist with fully loaded wages of \$82,767.
- One Administrative Assistant with fully loaded wages of \$71,502.
- One Office Assistant II with fully loaded wages of \$53,800.

Note 1: "Fully loaded salary" includes wages, longevity pay, payroll taxes, and any pension plan or 401a contributions, but does not include health benefits.

ASSESSOR'S CIP REQUEST

Reserve Fund for Capital and Non-Recurring Expenditures (Revaluation):

The reserve level funding in the amount of \$70,000 is for the State-mandated five-year revaluation (CIP Priority A Classification).

**DEPARTMENT OF ASSESSMENT
BOARD OF ASSESSMENT APPEALS**

FUNCTION DESCRIPTION:

Meet during the months of March/April and September for purpose of hearing assessment appeals.

HIGHLIGHTS OF PRESENT YEAR OPERATIONS:

2022 Appeals for 2021 Grand List

During the month of April, the Board of Assessment Appeals heard (32) appeals. As a result of such appeals the Board granted (25) reductions, and (7) denials causing a reduction to the Grand List in the amount of \$263,460. In addition, four applicants withdrew; and nine did not show for their appeal. A second session of the Board of Assessment Appeals was held during the month of September for the sole purpose of hearing appeals on motor vehicles. Three appeals were heard, all of which were granted, at the September session for a reduction of \$7,280.

OBJECTIVES FOR THE COMING YEAR:

The Board of Assessment Appeals is required to carry out its duties in accordance with the Connecticut General Statutes.

MAJOR BUDGET CHANGES AND COMMENTARY:

Board expenditures are anticipated to increase significantly this year as it is a Revaluation Year. The number of appeals in a revaluation year is always much higher than in interim years. Additionally, the market continues to increase and if that trend continues into 2022 then it should be anticipated that the number of appeals will be even more than the past two revaluation cycles, which were in downward markets. Both postage and clerical line items were increased in expectation of those factors.

STAFFING

The Board of Assessment Appeals is comprised of three elected volunteer Board members, one of which is appointed as Chairman by the Board, and one Clerical support person (AFSCME). Clerical support may increase depending upon the number of appeals pending before the Board.

**TOWN OF STONINGTON
GENERAL FUND EXPENDITURES
2023-2024 TOWN MEETING PROPOSED BUDGET**

LINE #	ORG/OBJ	DEPARTMENT OF ASSESSMENT	2019-2020 ACTUAL EXPENDED	2020-2021 ACTUAL EXPENDED	2021-2022 ACTUAL EXPENDED	2022-2023 ADOPTED BUDGET	2022-2023 REVISED BUDGET	2022-2023 PROJECTED ACTUAL	2023-2024 DEPARTMENT REQUEST	2023-2024 FIRST SELECTMAN'S PROPOSED BUDGET	2023-2024 BOARD OF FINANCE PROPOSED BUDGET	AMOUNT INCREASE/ (DECREASE) OVER PY ADOPTED BUDGET	% CHANGE OVER PY ADOPTED BUDGET	% CHANGE OVER PY REVISED BUDGET
	10128	ASSESSOR'S OFFICE												
1	80056	Director of Assessment	99,737	134,372	109,889	109,889	122,000	122,000	130,000	130,000	130,000	20,111	18.30%	6.56%
2	80057	Deputy Assessor	82,112	84,247	88,116	86,522	75,030	75,030	80,987	80,987	80,987	(5,535)	-6.40%	7.94%
3	80075	Clerical Salaries	108,893	110,767	117,653	155,846	150,699	150,699	175,472	175,472	175,472	19,626	12.59%	16.44%
4	80076	Stipend for Assessor's Assistant	-	1,500	5,000	5,000	-	-	-	-	-	(5,000)	-100.00%	
5	80089	Longevity	4,710	5,030	3,650	3,820	3,820	3,820	3,210	3,210	3,210	(610)	-15.97%	
6		Total - Salaries	295,452	335,916	324,308	361,077	351,549	351,549	389,669	389,669	389,669	28,592	7.92%	
7	80140	Postage	940	700	750	1,500	1,500	1,500	1,800	1,800	1,800	300	20.00%	
8	80142	Consumable Supplies	2,325	1,680	1,727	2,600	2,600	2,600	2,600	2,600	2,600	-	0.00%	
9	80143	Reproduction & Printing	386	531	1,098	3,325	3,325	3,325	1,000	1,000	1,000	(2,325)	-69.92%	
10	80144	Telephone	119	69	85	200	200	200	200	200	200	-	0.00%	
11	80147	Equipment	2,668	2,340	2,521	-	-	-	2,808	2,808	2,808	2,808	0.00%	
12	80150	Professional Associations & Publications	3,806	4,092	5,097	5,050	5,050	5,050	5,185	5,185	5,185	135	2.67%	
13	80153	Database Expense	17,685	18,985	20,063	24,839	24,839	24,839	29,745	29,745	29,745	4,906	19.75%	
14	80190	Miscellaneous	375	690	370	1,194	1,194	1,194	1,200	1,200	1,200	6	0.50%	
15	80226	Clothing Allowance	400	400	400	400	400	400	400	400	400	-	0.00%	
16	80310	Furniture & Equipment	-	930	200	200	8,090	8,090	500	500	500	300	150.00%	
17	80314	Training & Education	-	935	1,773	2,700	2,700	2,700	2,700	2,700	2,700	-	0.00%	
18		Total - Expenses	28,704	31,352	34,084	42,008	49,898	49,898	48,138	48,138	48,138	6,130	14.59%	
19	80318	Special Audit Personal Property	3,000	5,500	5,700	5,700	5,700	5,700	5,700	5,700	5,700	-	0.00%	
20		Total - Services	3,000	5,500	5,700	5,700	5,700	5,700	5,700	5,700	5,700	-	0.00%	
21		TOTAL - ASSESSOR'S OFFICE	327,156	372,768	364,092	408,785	407,147	407,147	443,507	443,507	443,507	34,722	8.49%	
22	10129-80188	BOARD OF ASSESSMENT APPEALS	2,148	1,877	1,656	7,365	7,365	7,365	5,175	5,175	5,175	(2,190)	-29.74%	
23		TOTAL ASSESSMENT DEPARTMENT	329,304	374,645	365,748	416,150	414,512	414,512	448,682	448,682	448,682	32,532	7.82%	8.24%

**DEPARTMENT OF FINANCE
FINANCE OFFICE/RISK MANAGEMENT**

FUNCTION DESCRIPTION:

The Finance Office is responsible for managing the Town's financial operations in accordance with established fiscal policies (GAAP, GASB, CT State Statutes and Town Charter). Primary responsibilities include budget preparation and administration, accounts payable, payroll processing, purchasing, accounting, financial reporting, revenue collection, grant administration, cash management and investments, and debt management. The Finance Office provides support to, and advises the Board of Finance in its role as the Town's budgetary and financial oversight authority and assists the First Selectman in the preparation of the recommended annual budget.

Risk Management:

Identify Town wide loss exposures. Perform risk assessments. Evaluate and recommend strategies to avoid, mitigate and/or transfer risk. Develop/recommend risk management policies. Administer the Town's insurance program including Workers Compensation; Liability, Auto and Property (LAP) as well as Specialty Coverage.

HIGHLIGHTS OF PRESENT YEAR OPERATIONS:

- Successfully transitioned to our new payroll person.
- Undergoing major upgrade to newest version of Munis general ledger system, currently in testing stage and expected to go live in August.
- Administered \$2,000,000 of the Towns ARPA grant funds to our not-for-profit partners and Town capital projects.
- Issued 16 RFP's/RFQ/ITB's for fiscal 21/22 for various Town and WPCA projects.
- Clerical staff participated in outside training seminars including GFOA accounting seminars, and ADP training tutorials.
- Over saw and managed the finances of the Town's forty individual Funds including the general fund, insurance funds, pension and OPEB funds, general fixed asset fund, capital project funds, and a variety of special revenue funds, totaling \$80 million dollars of expenditures.
- Assisted with acquiring and managing several state and federal grants throughout the year.
- Processed \$7.7 million dollars in debt service payments.
- Prepared dozens of contracts for contractors and service providers.
- Working with various departments to implement credit card payment processing.

OBJECTIVES FOR THE COMING YEAR:

- Implementation of electronic requisition and purchase order system to improve and streamline purchasing and budgeting.

- Continue to review and monitor the Town’s current financial and banking relationships with an eye towards maximizing return on Town investments.
- Continue to review and monitor the Town’s current risk management relationships to ensure the Town and its assets are adequately and properly insured against loss.
- Continue to work with the Town’s financial advisor, to monitor existing debt for opportunities to refinance should the economic metrics offer such an opportunity.
- Continue to emphasize training, and cross train finance office staff so we always have backup and coverage for each position.
- Continue to create and update documentation of Finance office procedures.
- Evaluate finance and risk management policies.

MAJOR BUDGET CHANGES AND COMMENTARY:

- There is an increase in salary expense of \$29,000 primarily due to payroll STEPs for the three new clerical staff in finance, as well as a change in grade and title for the Accounting Manager, (former Senior Accountant) in accordance with the clerical and SPAA bargaining agreements.
- The Board of Finance will see an expected 5% increase in audit fees for fiscal 23/24, from \$83,160 to \$87,318, and a \$435,000 decrease to Board of Finance contingency account.
- We are anticipating an increase of \$5,400 to Risk Management due to increases to LAP, and Cyber policies, as well as claims and damages.

DEPARTMENTAL STAFFING:

The Finance/Risk Management Department is staffed by:

- The Director of Finance with a fully loaded salary of \$151,638.
- The Accounting Manager with a fully loaded salary of \$106,820.
- The Town Treasurer with a fully loaded salary of \$5,355.
- Three staff including; the accounting/purchasing assistant, payroll clerk, and accounts payable clerk, with fully loaded wages of \$204,209, for fiscal 23/24.
- The Finance budget also contains a \$7,007 stipend for the Risk Manager.

Note 1: “Fully loaded salary” includes wages, longevity pay, payroll taxes, and any pension plan or 401a contributions, but does not include health benefits.

**DEPARTMENT OF FINANCE
TAX COLLECTOR'S OFFICE**

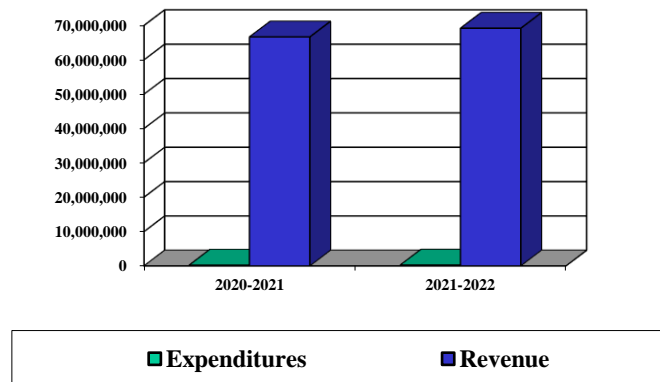
FUNCTION DESCRIPTION:

The Tax Collector's office is the primary source of revenue for the Town of Stonington. The total collectible amount for the 2021 GL was \$70,048,139 with an expected collection rate of 98.75% or \$69,172,537 as set forth by the Board of Finance. The tax office uses as many enforcement tools as are statutorily allowed such as delinquent notices, demands, a collection agency, a State Marshal, withholding of permits, and attorneys for tax sale and foreclosure.

HIGHLIGHTS OF PRESENT YEAR OPERATIONS:

Taxpayers for all eleven fire districts continue to be happy they can pay in one place, and that town and fire district bills are now combined. As another courtesy to taxpayers, the tax office mailed out colorful reminder postcards for second installment real estate payments. To account for the mailing of approximately 4000 postcards, and a 5% increase in postage from our tax software I've increased the line item of postage to \$20,500.

At a town meeting on July 27, 2022, taxpayers voted to amend the personal property ordinance. Effective July 1, 2023, all personal property bills over \$3500 may still be paid in two installments; all personal property bills under \$3500 must be paid in one installment. This is a change from anything over \$100.00 may be paid in two equal installments. The reason for this change is to increase the collections on personal property accounts.



OBJECTIVES FOR THE COMING YEAR:

Having three certified tax collectors in our office makes it one of the most professionally staffed tax offices in the State of Connecticut. We are three full time employees, and one seasonal position for six weeks in the summer for twelve hours per week. I hope to retain all of those positions as they are necessary to effectively and efficiently collect taxes.

It is now mandatory for each of us to obtain 50 credit hours in five years in order to maintain our certifications. To that end, we will attend trainings and meetings offered by the CTx Association and the NE Regional Tax Collectors and Treasurers Association. We are also constantly striving to provide better customer service such as dispensing information via the Events magazine, Stonington Community Forum, the Town Facebook and home pages, and through any number of press releases during the fiscal year.

MAJOR BUDGET CHANGES AND COMMENTARY:

Because our tax software company, QDS, raised all of its rates by 5% again this year, I had to increase the line item for postage, reproduction and printing, and equipment and software support. There is also a postage increase due to the mailing of reminder postcards.

COLLECTION HISTORY: 2017-2020 GRAND LIST

GL COLLECTIBLE	EXPECTED	ACTUAL COLLECTIONS	DIFFERENCE
2017 \$63,168,526	\$61,905,156 (98%)	\$63,610,350	+\$1,705,194
2018 \$65,546,320	\$64,726,991 (98.75%)	\$65,699,139	+\$972,148
2019 \$66,252,546	\$65,424,389 (98.75%)	\$66,876,015	+1,451,626
2020 \$68,771,616	\$67,911,971 (98.75%)	\$69,379,130	+1,467,159

DEPARTMENTAL STAFFING:

The Tax Collector's office is staffed by:

- The Tax Collector at a fully loaded salary of \$105,360.
- A Deputy Tax Collector with fully loaded wages of \$80,450.
- A Fiscal Assistant with fully loaded wages of \$67,058.
- Plus \$4,950 budgeted for summer help and overtime.

Note 1: "Fully loaded salary" includes wages, longevity pay, payroll taxes, and any pension plan or 401a contributions, but does not include health benefits.

**TOWN OF STONINGTON
GENERAL FUND EXPENDITURES
2023-2024 TOWN MEETING PROPOSED BUDGET**

LINE #	ORG/OBJ	DEPARTMENT OF FINANCE	2019-2020 ACTUAL EXPENDED	2020-2021 ACTUAL EXPENDED	2021-2022 ACTUAL EXPENDED	2022-2023 ADOPTED BUDGET	2022-2023 REVISED BUDGET	2022-2023 PROJECTED ACTUAL	2023-2024 DEPARTMENT REQUEST	2023-2024 FIRST SELECTMAN'S PROPOSED BUDGET	2023-2024 BOARD OF FINANCE PROPOSED BUDGET	AMOUNT INCREASE/ (DECREASE) OVER PY ADOPTED BUDGET	% CHANGE OVER PY ADOPTED BUDGET	% CHANGE OVER PY REVISED BUDGET
	10131	FINANCE OFFICE												
1	80011	Director of Finance	116,353	120,000	123,240	129,402	129,402	129,402	133,025	133,025	133,025	3,623	2.80%	2.80%
2	80012	Accounting Manager	92,644	109,745	84,280	84,329	86,859	86,859	93,990	93,990	93,990	9,661	11.46%	8.21%
3	80075	Clerical Salaries	166,457	166,549	161,405	162,893	165,764	165,764	179,559	179,559	179,559	16,666	10.23%	8.32%
4	80089	Longevity	4,790	5,070	1,380	1,490	1,490	1,490	400	400	400	(1,090)	-73.15%	
5		Total - Salaries	380,244	401,364	370,305	378,114	383,515	383,515	406,974	406,974	406,974	28,860	7.63%	
6	80140	Postage	1,744	2,359	2,762	2,500	2,500	2,500	2,900	2,900	2,900	400	16.00%	
7	80141	Advertising	317	110	2,046	1,000	1,000	1,000	1,000	1,000	1,000	-	0.00%	
8	80142	Consumable Supplies	3,436	2,846	3,156	3,600	3,600	3,600	3,600	3,600	3,600	-	0.00%	
9	80143	Reproduction & Printing	646	608	512	750	750	750	750	750	750	-	0.00%	
10	80144	Telephone	60	64	130	150	150	150	150	150	150	-	0.00%	
11	80150	Professional Associations & Publications	1,470	875	1,254	1,600	1,600	1,600	1,600	1,600	1,600	-	0.00%	
12	80156	Payroll Services	21,944	21,921	22,522	25,200	25,200	25,200	25,200	25,200	25,200	-	0.00%	
13	80192	Equipment & Software Support	22,185	41,862	25,439	36,650	36,650	36,650	38,292	38,292	38,292	1,642	4.48%	
14	80310	Furniture & Equipment	4,690	2,272	3,135	1,500	1,500	1,500	3,500	3,500	3,500	2,000	133.33%	
15	80314	Training & Education	-	-	500	2,000	2,000	2,000	2,000	2,500	2,500	500	25.00%	
16	89990	Bad Debt Write-Off	-	-	4,629	-	-	-	-	-	-	-	0.00%	
17		Total - Expenses	56,492	72,917	66,085	74,950	74,950	74,950	78,992	79,492	79,492	4,542	6.06%	
18	80109	Finance - Brinks Armored Truck	3,089	2,755	2,913	3,600	3,600	3,600	4,188	4,188	4,188	588	16.33%	
19	80115	Financial and Technical Professional Services	-	5,868	-	-	-	-	-	-	-	-	-	
20		Total - Technical & Professional Services	3,089	8,623	2,913	3,600	3,600	3,600	4,188	4,188	4,188	588	16.33%	
21		TOTAL - FINANCE OFFICE	439,825	482,904	439,303	456,664	462,065	462,065	490,154	490,654	490,654	33,990	7.44%	6.19%
	10134	OFFICE OF THE TREASURER												
22	80015	Salary of Treasurer	4,459	4,574	4,698	4,698	4,839	4,839	4,975	4,975	4,975	277	5.90%	2.81%
23	80188	Expenses	500	-	-	500	500	500	500	500	500	-	0.00%	
24		TOTAL - TREASURER	4,959	4,574	4,698	5,198	5,339	5,339	5,475	5,475	5,475	277	5.33%	2.55%

**TOWN OF STONINGTON
GENERAL FUND EXPENDITURES
2023-2024 TOWN MEETING PROPOSED BUDGET**

LINE #	ORG/OBJ	DEPARTMENT OF FINANCE	2019-2020 ACTUAL EXPENDED	2020-2021 ACTUAL EXPENDED	2021-2022 ACTUAL EXPENDED	2022-2023 ADOPTED BUDGET	2022-2023 REVISED BUDGET	2022-2023 PROJECTED ACTUAL	2023-2024 DEPARTMENT REQUEST	2023-2024 FIRST SELECTMAN'S PROPOSED BUDGET	2023-2024 BOARD OF FINANCE PROPOSED BUDGET	AMOUNT INCREASE/ (DECREASE) OVER PY ADOPTED BUDGET	% CHANGE OVER PY ADOPTED BUDGET	% CHANGE OVER PY REVISED BUDGET
	10135	OFFICE OF THE TAX COLLECTOR												
25	80016	Salary of Tax Collector	82,688	84,838	87,129	87,129	89,743	89,743	92,254	92,254	92,254	5,125	5.88%	2.80%
26	80075	Clerical Salaries	102,329	110,346	119,607	121,593	125,241	125,241	129,584	129,584	129,584	7,991	6.57%	3.47%
27	80089	Longevity	850	960	1,070	1,330	1,330	1,330	1,490	1,490	1,490	160	12.03%	
28		Total - Salaries	185,867	196,144	207,806	210,052	216,314	216,314	223,328	223,328	223,328	13,276	6.32%	
29	80140	Postage	12,644	13,566	10,050	18,000	18,000	18,000	20,500	20,500	20,500	2,500	13.89%	
30	80141	Advertising	436	88	194	1,200	1,200	1,200	1,200	1,200	1,200	-	0.00%	
31	80142	Consumable Supplies	988	1,074	767	1,500	1,500	1,500	1,500	1,500	1,500	-	0.00%	
32	80143	Reproduction & Printing	5,892	8,345	7,409	9,450	9,450	9,450	9,950	9,950	9,950	500	5.29%	
33	80144	Telephone	78	97	85	175	175	175	175	175	175	-	0.00%	
34	80147	Equipment	528	757	832	1,000	1,000	1,000	1,000	1,060	1,060	60	6.00%	
35	80150	Professional Associations & Publications	265	265	235	265	265	265	265	400	400	135	50.94%	
36	80190	Miscellaneous	-	-	74	100	100	100	100	100	100	-	0.00%	
37	80192	Equipment & Software Support	8,875	8,886	9,123	10,500	10,500	10,500	11,250	11,250	11,250	750	7.14%	
38	80310	Furniture & Equipment	-	-	-	1	1	1	1	1	1	-	0.00%	
39	80314	Training & Education	187	315	1,453	2,000	2,000	2,000	2,000	2,000	2,000	-	0.00%	
40		Total - Expenses	29,893	33,393	30,222	44,191	44,191	44,191	47,941	48,136	48,136	3,945	8.93%	
41		TOTAL - TAX COLLECTOR	215,760	229,537	238,028	254,243	260,505	260,505	271,269	271,464	271,464	17,221	6.77%	4.21%

**TOWN OF STONINGTON
GENERAL FUND EXPENDITURES
2023-2024 TOWN MEETING PROPOSED BUDGET**

LINE #	ORG/OBJ	DEPARTMENT OF FINANCE	2019-2020 ACTUAL EXPENDED	2020-2021 ACTUAL EXPENDED	2021-2022 ACTUAL EXPENDED	2022-2023 ADOPTED BUDGET	2022-2023 REVISED BUDGET	2022-2023 PROJECTED ACTUAL	2023-2024 DEPARTMENT REQUEST	2023-2024 FIRST SELECTMAN'S PROPOSED BUDGET	2023-2024 BOARD OF FINANCE PROPOSED BUDGET	AMOUNT INCREASE/ (DECREASE) OVER PY ADOPTED BUDGET	% CHANGE OVER PY ADOPTED BUDGET	% CHANGE OVER PY REVISED BUDGET
	10136	BOARD OF FINANCE												
42	80075	Clerical Salaries	3,950	4,725	3,680	4,950	4,950	4,950	4,950	4,950	4,950	-	0.00%	
43		Total - Salaries	3,950	4,725	3,680	4,950	4,950	4,950	4,950	4,950	4,950	-	0.00%	
44	80140	Postage	400	400	400	400	400	400	420	420	420	20	5.00%	
45	80141	Advertising	753	981	3,793	1,500	1,500	1,500	1,500	1,500	1,500	-	0.00%	
46	80142	Consumable Supplies	123	31	537	150	150	150	150	150	150	-	0.00%	
47		Total - Expenses	1,276	1,412	4,730	2,050	2,050	2,050	2,070	2,070	2,070	20	0.98%	
48	80166	Professional Services	-	-	-	1	1	1	1	1	1	-	0.00%	
49	80197	Legal Support	-	26,352	-	30,000	30,000	30,000	30,000	30,000	30,000	-	0.00%	
50	80321	Accounting & Auditing	69,500	72,823	79,200	78,738	78,738	83,160	87,318	87,318	87,318	8,580	10.90%	
51	80322	Special Audit	-	-	-	1	1	1	1	1	1	-	0.00%	
52	80328	GASB 45 - OPEB Plan Contribution	110,000	110,000	105,000	105,000	105,000	105,000	105,000	105,000	50,000	(55,000)	-52.38%	
53	80365	Contingency for Loss of State Education Aid	-	-	-	-	-	-	-	-	-	-	0.00%	
54	80435	Contingency	-	-	-	435,000	-	-	80,000	50,000	50,000	(385,000)	-88.51%	
55	80368	PCB's and Hazardous Materials Testing - School District	20,557	31,269	36,334	30,000	30,000	30,000	32,865	32,865	32,865	2,865	9.55%	
56		Total - Services	200,057	240,444	220,534	678,740	243,740	248,162	335,185	305,185	250,185	(428,555)	-63.14%	
57		TOTAL - BOARD OF FINANCE	205,283	246,581	228,944	685,740	250,740	255,162	342,205	312,205	257,205	(428,535)	-62.49%	2.58%
	10137	RISK MANAGEMENT												
58	80370	Risk Management - Stipend	6,650	6,823	7,007	7,007	7,218	7,218	7,421	7,421	7,421	414	5.91%	2.81%
59	80371	Property & Liability Insurance	651,327	641,120	722,936	746,000	746,000	746,000	751,000	751,000	751,000	5,000	0.67%	
60	80372	Claims & Damages	(11,308)	19,004	12,997	10,000	10,000	15,000	15,000	15,000	15,000	5,000	50.00%	
61	80374	Safety Program	4,200	2,062	-	2,200	2,200	2,200	2,200	2,200	2,200	-	0.00%	
62	80394	Special Projects Remediation	62,477	-	-	1	1	1	1	1	1	-	0.00%	
63	80398	COVID 19 Response	-	53,130	4,673	-	-	-	-	-	-	-	0.00%	
64		Total - Expenses	713,346	722,139	747,613	765,208	765,419	770,419	775,622	775,622	775,622	10,414	1.36%	
65	80114	Risk Management - Technical & Professional	17,500	12,500	12,500	17,500	17,500	17,500	12,500	12,500	12,500	(5,000)	-28.57%	
66		Total - Technical & Professional Services	17,500	12,500	12,500	17,500	17,500	17,500	12,500	12,500	12,500	(5,000)	-28.57%	
67		TOTAL - RISK MANAGEMENT	730,846	734,639	760,113	782,708	782,919	787,919	788,122	788,122	788,122	5,414	0.69%	0.66%
68		TOTAL FINANCE DEPARTMENT	1,596,673	1,698,235	1,671,086	2,184,553	1,761,568	1,770,990	1,897,225	1,867,920	1,812,920	(371,633)	-17.01%	2.92%

DEBT SERVICE PRINCIPAL AND INTEREST

FUNCTION DESCRIPTION:

Debt Service provides funding for the redemption of principal and interest obligations of the Town. The use of General Obligation Bonds allows the cost of capital projects to be spread out over a period of time, usually 20 years, so that the entire cost does not impact the taxpayers in one year. Bond Anticipation Notes (BANs) are short-term (1 year or less) bonds issued in advance of a bond issue.

In the fiscal year ended June 30, 2023 the Town will have paid down general obligation bond long-term debt principal and interest of \$5,365,000 and \$2,217,856, respectively.

The following table illustrates the Town's actual issued and outstanding General Obligation long-term debt as of June 30, 2023:

	<u>Principal</u>	<u>Interest</u>	<u>Total</u>
2023-24	5,555,000	1,984,106	7,539,106
2024-25	5,335,000	1,759,156	7,094,156
2025-26	4,765,000	1,557,578	6,322,578
2026-27	4,300,000	1,379,250	5,679,250
2027-28	4,150,000	1,210,875	5,360,875
2028-29	4,160,000	1,050,575	5,210,575
2029-30	4,165,000	899,563	5,064,563
2030-31	4,160,000	766,669	4,926,669
2031-32	4,150,000	648,013	4,798,013
2032-33	3,590,000	529,438	4,119,438
2033-34	3,590,000	427,369	4,017,369
2034-35	3,380,000	329,013	3,709,013
2035-36	2,970,000	240,098	3,210,098
2036-37	2,970,000	156,503	3,126,503
2037-38	2,110,000	85,115	2,195,115
2038-39	1,110,000	40,748	1,150,748
2039-40	760,000	17,937	777,937
2040-41	500,000	5,000	505,000
	<u>\$61,720,000</u>	<u>\$13,087,006</u>	<u>\$74,807,006</u>

TOTAL BONDED DEBT BY ENTITY

	<u>TOWN</u>	<u>WPCA</u>	<u>BOE</u>	<u>TOTALS</u>
Principal	\$4,957,000	\$17,937,240	\$38,825,760	\$61,720,000
Interest	1,047,627	3,544,595	8,494,784	13,087,006
Totals	<u>\$6,004,627</u>	<u>\$21,481,835</u>	<u>\$47,320,544</u>	<u>\$74,807,006</u>

The Town, WPCA, and Board of Education periodically use capital leases to finance the acquisition of computers, police vehicles, and highway equipment, typically for terms of three to five years. Current outstanding capital leases for the Town and Board of Education as of June 30, 2023, are scheduled below. No new capital leases for the 2023/2024 or 2022/2023 fiscal budgets are contemplated at this time.

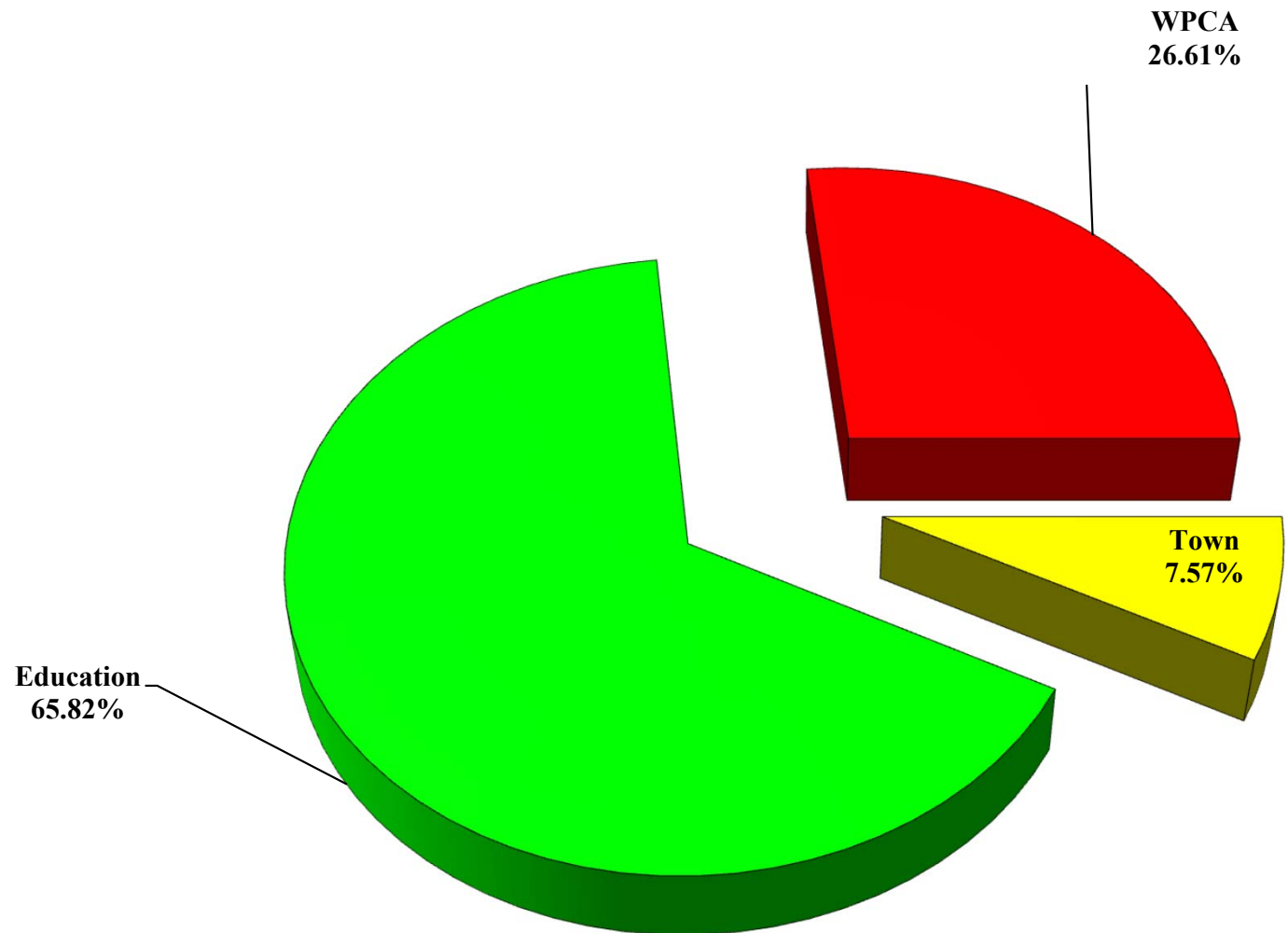
The following table illustrates the Town's Capital Lease debt obligations as of June 30, 2023:

	<u>Principal</u>	<u>Interest</u>	<u>Totals</u>
2023-24	67,074	2,445	69,519
	<u>\$ 67,074</u>	<u>\$ 2,445</u>	<u>\$ 69,519</u>

TOTAL CAPITAL LEASE DEBT BY ENTITY

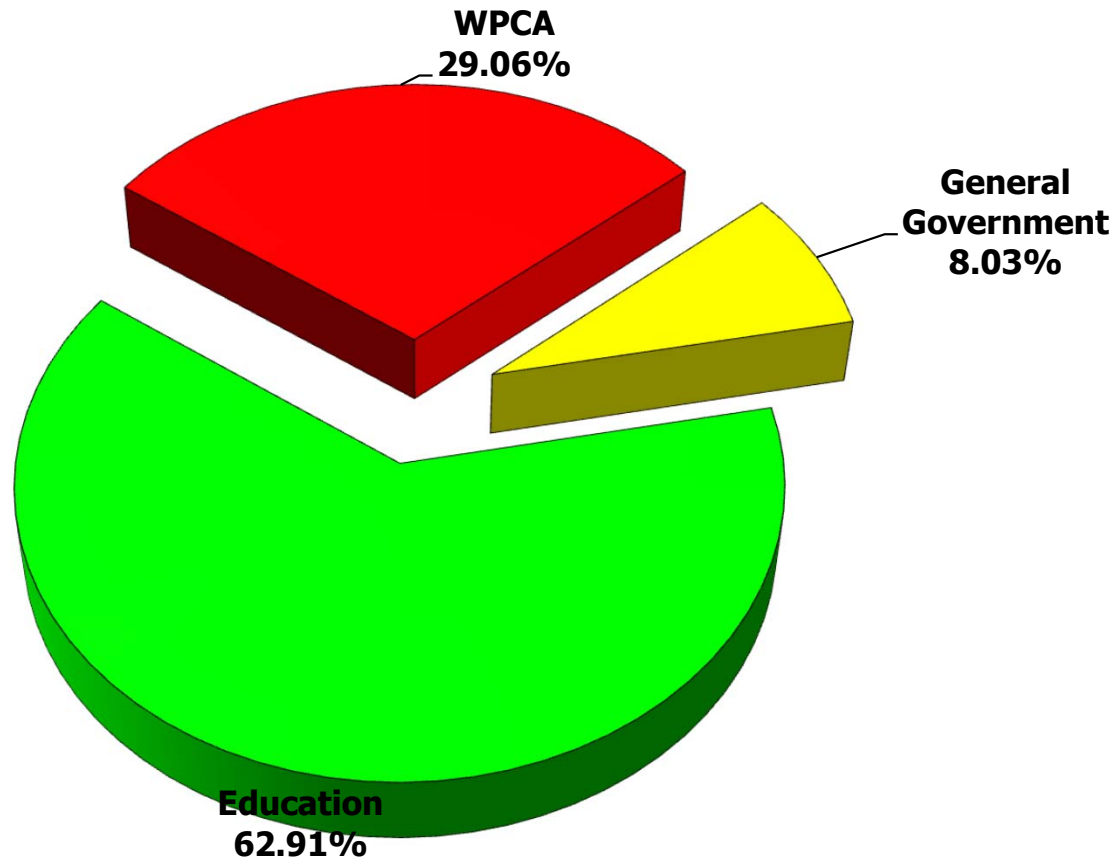
	<u>TOWN</u>	<u>BOE</u>	<u>TOTALS</u>
Principal	\$ 67,074	\$ -	\$ 67,074
Interest	2,445	-	2,445
Totals	<u>\$ 69,519</u>	<u>\$ -</u>	<u>\$ 69,519</u>

Town of Stonington 2023 - 2024 Debt Service By Entity



Town of Stonington

2023 - 2024 Total Outstanding Bonded Debt By Entity



**TOWN OF STONINGTON
GENERAL FUND EXPENDITURES
2023-2024 TOWN MEETING PROPOSED BUDGET**

LINE #	ORG/OBJ	DEPARTMENT OF FINANCE	2019-2020 ACTUAL EXPENDED	2020-2021 ACTUAL EXPENDED	2021-2022 ACTUAL EXPENDED	2022-2023 ADOPTED BUDGET	2022-2023 REVISED BUDGET	2022-2023 PROJECTED ACTUAL	2023-2024 DEPARTMENT REQUEST	2023-2024 FIRST SELECTMAN'S PROPOSED BUDGET	2023-2024 BOARD OF FINANCE PROPOSED BUDGET	AMOUNT INCREASE/ (DECREASE) OVER PY ADOPTED BUDGET	% CHANGE OVER PY ADOPTED BUDGET
		GENERAL OBLIGATION - DEBT SERVICE											
1	10138	Interest Payments:											
2	80416	Series 2009 - Refunding (Town)	25,250	-	-	-	-	-	-	-	-	-	0.00%
3	80417	Series 2012 Refunding (Town)	322,006	258,206	196,506	136,906	136,906	136,906	77,406	77,406	77,406	(59,500)	-43.46%
4	80418	Series 2012 G.O. Bonds (WPCA)	205,346	-	-	-	-	-	-	-	-	-	0.00%
5	80419	Series 2013 G.O. Bonds	110,900	104,450	72,001	-	-	-	-	-	-	-	0.00%
6	80420	Series 2014 G.O. Bonds (Town)	194,325	177,725	150,700	-	-	-	-	-	-	-	0.00%
7	80421	Series 2016 G.O. Bonds - School	427,500	397,500	367,500	337,500	337,500	337,500	315,000	315,000	315,000	(22,500)	-6.67%
8	80422	Series 2016 G.O. Bonds - Mystic Park	63,000	58,400	53,900	49,500	49,500	49,500	46,200	46,200	46,200	(3,300)	-6.67%
9	80423	Series 2017 G.O. Bonds - School	705,000	655,000	605,000	555,000	555,000	555,000	505,000	505,000	505,000	(50,000)	-9.01%
10	80425	Series 2018 G.O. Bonds - School	391,927	248,500	231,000	213,500	213,500	213,500	196,000	196,000	196,000	(17,500)	-8.20%
11	80426	2018 Bond Anticipation Notes	136,175	-	-	-	-	-	-	-	-	-	0.00%
12	80427	Series 2019 G.O. Bonds - School	-	251,333	157,300	144,300	144,300	144,300	131,300	131,300	131,300	(13,000)	-9.01%
13	80428	Series 2019 - Refunding (WPCA)	-	275,700	250,450	224,700	224,700	224,700	198,700	198,700	198,700	(26,000)	-11.57%
14	80429	Series 2020 - WPCA Projects \$10,000,000	-	-	282,750	262,750	262,750	262,750	242,750	242,750	242,750	(20,000)	-7.61%
15	80431	Series 2021 Refunding (TOWN '13&'14)	-	-	-	142,150	142,150	142,150	131,275	131,275	131,275	(10,875)	0.00%
16	80432	Series 2021 Refunding (WPCA '13&'14)	-	-	-	151,550	151,550	151,550	140,475	140,475	140,475	(11,075)	0.00%
17		Total - Interest payments	2,581,429	2,426,814	2,367,107	2,217,856	2,217,856	2,217,856	1,984,106	1,984,106	1,984,106	(233,750)	-10.54%
18	10139	Principal Payments:											
19	80416	Series 2009 - Refunding (Town)	505,000	-	-	-	-	-	-	-	-	-	0.00%
20	80417	Series 2012 Refunding (Town)	1,595,000	1,595,000	1,490,000	1,490,000	1,490,000	1,490,000	1,485,000	1,485,000	1,485,000	(5,000)	-0.34%
21	80418	Series 2012 G.O. Bonds (WPCA)	600,000	-	-	-	-	-	-	-	-	-	0.00%
22	80419	Series 2013 G.O. Bonds	215,000	215,000	-	-	-	-	-	-	-	-	0.00%
23	80420	Series 2014 G.O. Bonds (Town)	415,000	415,000	-	-	-	-	-	-	-	-	0.00%
24	80421	Series 2016 G.O. Bonds - School	750,000	750,000	750,000	750,000	750,000	750,000	750,000	750,000	750,000	-	0.00%
25	80422	Series 2016 G.O. Bonds - Mystic Park	115,000	115,000	110,000	110,000	110,000	110,000	110,000	110,000	110,000	-	0.00%
26	80423	Series 2017 G.O. Bonds - School	1,000,000	1,000,000	1,000,000	1,000,000	1,000,000	1,000,000	1,000,000	1,000,000	1,000,000	-	0.00%
27	80425	Series 2018 G.O. Bonds - School	350,000	350,000	350,000	350,000	350,000	350,000	350,000	350,000	350,000	-	0.00%
28	80427	Series 2019 G.O. Bonds - School	-	260,000	260,000	260,000	260,000	260,000	260,000	260,000	260,000	-	0.00%
29	80428	Series 2019 - Refunding (WPCA)	-	505,000	515,000	520,000	520,000	520,000	530,000	530,000	530,000	10,000	1.92%
30	80429	Series 2020 - WPCA Projects \$10,000,000	-	-	500,000	500,000	500,000	500,000	500,000	500,000	500,000	-	0.00%
31	80431	Series 2021 Refunding (TOWN '13&'14)	-	-	-	190,000	190,000	190,000	283,000	283,000	283,000	93,000	0.00%
32	80432	Series 2021 Refunding (WPCA '13&'14)	-	-	-	195,000	195,000	195,000	287,000	287,000	287,000	92,000	0.00%
33		Total - Principal Payments	5,545,000	5,205,000	4,975,000	5,365,000	5,365,000	5,365,000	5,555,000	5,555,000	5,555,000	190,000	3.54%
34	80451	Bonding Costs	6,900	2,250	1,848	6,000	6,000	6,000	6,000	6,000	6,000	-	0.00%
35		TOTAL - GENERAL OBLIGATION DEBT SERVICE	8,133,329	7,634,064	7,343,955	7,588,856	7,588,856	7,588,856	7,545,106	7,545,106	7,545,106	(43,750)	-0.58%

**TOWN OF STONINGTON
GENERAL FUND EXPENDITURES
2023-2024 TOWN MEETING PROPOSED BUDGET**

LINE #	ORG/OBJ	DEPARTMENT OF FINANCE	2019-2020 ACTUAL EXPENDED	2020-2021 ACTUAL EXPENDED	2021-2022 ACTUAL EXPENDED	2022-2023 ADOPTED BUDGET	2022-2023 REVISED BUDGET	2022-2023 PROJECTED ACTUAL	2023-2024 DEPARTMENT REQUEST	2023-2024 FIRST SELECTMAN'S PROPOSED BUDGET	2023-2024 BOARD OF FINANCE PROPOSED BUDGET	AMOUNT INCREASE/ (DECREASE) OVER PY ADOPTED BUDGET	% CHANGE OVER PY ADOPTED BUDGET
36		CAPITAL LEASES - DEBT SERVICE											
37		Interest Payments:											
38		14/15 BOE Computer Equipment	9,224	-	-	-	-	-	-	-	-	-	0.00%
39		14/15 BOE Computer Equipment	592	-	-	-	-	-	-	-	-	-	0.00%
40		14/15 BOE Computer Equipment	109	-	-	-	-	-	-	-	-	-	0.00%
41		17/18 BOE Computer Equipment	4,237	-	-	-	-	-	-	-	-	-	0.00%
42		15/16 Street Sweeper	657	657	-	-	-	-	-	-	-	-	0.00%
43		15/16 Two Large Dump Trucks	890	890	-	-	-	-	-	-	-	-	0.00%
44		16/17 Backhoe	1,117	566	-	-	-	-	-	-	-	-	0.00%
45		16/17 Toro Mower	447	226	-	-	-	-	-	-	-	-	0.00%
46		17/18 Two Large Dump Trucks	4,220	2,844	1,895	-	-	-	-	-	-	-	0.00%
47		17/18 Two Ford F350 Trucks	1,422	959	-	-	-	-	-	-	-	-	0.00%
48		17/18 Four Police Vehicles	2,802	-	-	-	-	-	-	-	-	-	0.00%
49		18/19 Kubota Tractor	1,509	1,156	788	403	403	403	-	-	-	(403)	-100.00%
50		18/19 Small Dump Truck	1,873	1,435	977	499	499	499	-	-	-	(499)	-100.00%
51		18/19 Four Police Vehicles	2,723	-	-	-	-	-	-	-	-	-	0.00%
52		19/20 Town Computer Upgrades	5,000	9,276	7,079	4,804	4,804	4,804	2,445	2,445	2,445	(2,359)	-49.10%
53		Total - Interest payments	36,822	18,009	10,739	5,706	5,706	5,706	2,445	2,445	2,445	(3,261)	-57.15%
54		Principal Payments:											
55		14/15 BOE Computer Equipment	274,039	-	-	-	-	-	-	-	-	-	0.00%
56		14/15 BOE Computer Equipment	17,602	-	-	-	-	-	-	-	-	-	0.00%
57		14/15 BOE Computer Equipment	3,998	-	-	-	-	-	-	-	-	-	0.00%
58		17/18 BOE Computer Equipment	39,054	39,683	-	-	-	-	-	-	-	-	0.00%
59		19/20 BOE Computer Equipment	-	49,936	49,937	49,937	49,937	49,937	-	-	-	(49,937)	-100.00%
60		15/16 Street Sweeper	39,791	39,791	-	-	-	-	-	-	-	-	0.00%
61		15/16 Two Large Dump Trucks	63,565	63,565	-	-	-	-	-	-	-	-	0.00%
62		16/17 Backhoe	21,714	22,264	-	-	-	-	-	-	-	-	0.00%
63		16/17 Toro Mower	9,920	10,141	-	-	-	-	-	-	-	-	0.00%
64		17/18 Two Large Dump Trucks	60,835	62,211	63,616	-	-	-	-	-	-	-	0.00%
65		17/18 Two Ford F350 Trucks	20,500	20,963	21,466	-	-	-	-	-	-	-	0.00%
66		17/18 Four Police Vehicles	50,919	-	-	-	-	-	-	-	-	-	0.00%
67		18/19 Kubota Tractor	7,789	8,141	8,510	8,895	8,895	8,895	-	-	-	(8,895)	-100.00%
68		18/19 Small Dump Truck	9,823	10,261	10,719	11,197	11,197	11,197	-	-	-	(11,197)	-100.00%
69		18/19 Four Police Vehicles	33,459	27,430	-	-	-	-	-	-	-	-	0.00%
70		19/20 Town Computer Upgrades	60,000	60,243	62,439	64,715	64,715	64,715	67,074	67,074	67,074	2,359	3.65%
71		Total - Principal Payments	713,008	414,629	216,687	134,744	134,744	134,744	67,074	67,074	67,074	(67,670)	-50.22%
72		TOTAL - CAPITAL LEASE DEBT SERVICE	749,830	432,638	227,426	140,450	140,450	140,450	69,519	69,519	69,519	(70,931)	-50.50%
73		TOTAL LONG TERM DEBT	8,883,159	8,066,702	7,571,381	7,729,306	7,729,306	7,729,306	7,614,625	7,614,625	7,614,625	(114,681)	-1.48%

DEPARTMENT OF PLANNING

FUNCTION DESCRIPTION:

The Department of Planning manages Stonington's land use decision-making, permitting and enforcement processes. The Department provides technical assistance to several commissions including the Planning & Zoning Commission, Inland Wetlands & Watercourses Commission, Zoning Board of Appeals, Conservation Commission, Mystic Boathouse Park Committee, Beautification Committee, Plan of Conservation and Development Implementation Committee, Economic Development Commission and the Architectural Design Review Board. The Department also leads long-range planning initiatives such as the Plan of Conservation and Development. The Department also leads Community Development efforts in the community often administering special grant-related projects. The Department's other main responsibility is enforcement of the Town's land use regulations on behalf of relevant commissions. The Department of Planning currently includes 5 full time employees – Director of Economic and Community Development, Town Planner, Zoning/Wetlands Official, and 2 Land Use Application Facilitators. Funding has also been approved for a new Grants and Floodplain Manager position.

HIGHLIGHTS OF PRESENT YEAR OPERATIONS:

The Department expects to be on-budget this fiscal year. The Department processed 357 land use applications and 57 resident complaints during FY2022. Overall activities led to millions of dollars in new investment approved and/or under construction. Several major developments have been recently approved including expansion of Hartford Healthcare's medical office building and a second apartment building at the Perkins Farm complex, multi-family developments on S. Broad and Cogswell Streets and a new hotel / restaurant building at Mystic Seaport.

The Department also provided assistance on several grant and CIP funded projects. These include the ongoing effort to provide sidewalks on Rt. 1 in Pawcatuck through a \$600,000 Urban Action Grant and progressing the Mystic River Boathouse Park through the management of a \$753,899 Brownfield Remediation Grant, which includes the supervision of 6 separate consultant contracts. The Department is also managing a \$139,000 Brownfields Assessment Grant at the Stillmanville Mill with the goal of eventual remediation. The Department developed a municipal Affordable Housing Plan through a \$15,000 State Grant which was adopted this year. The effort to comprehensively rewrite the Zoning Regulations is currently underway and the Planning and Zoning Commission is holding monthly workshop meetings with the consultant to advance this task. The Department has been holding Community Conversations on the topic of Short Term Rentals to assess whether a municipal ordinance on this topic is necessary. Using CIP funding, the Department has also begun scanning and indexing of its paper records and working to enable online permitting through the Open Gov system. The office also managed the successful effort to achieve Sustainable CT Bronze Status for the 2nd time in 3 years.

OBJECTIVES FOR THE COMING YEAR:

- To provide “best in class” customer service as part of a customer-centric service environment.
- Prepare and present a draft comprehensive update to the Zoning Regulations.
- Continue to implement recommended tasks in the Town's Plan of Conservation and Development, Affordable Housing Plan and Coastal Resilience Plan.
- Continue to conduct Community Conversations with the public on relevant topics.
- Leverage our relationships with non-profit and for-profit entities to inventory and market community and cultural assets.
- Network with community, regional and state leaders regarding public policy and economic development.
- Develop a pipeline of \$100 million in private-sector investment.
- Initiate online permitting through the Open Gov system.
- Complete scanning and indexing of department records.

- Manage the Route 1 Pawcatuck Sidewalk Project (\$600,000 Urban Act Grant) including coordination of plans, negotiation and establishment of all associated easements and rights of entry, and supervision of construction.
- Manage Brownfields grants (\$753,889 from State DECD Grant) for the Mystic Boathouse Park Project, including coordination of multiple local, state and federal partners, hiring and bidding of consultants and construction firms, and supervision of the overall construction of the park.
- Manage \$139,000 Brownfield Assessment Grant for the Stillmanville Mill and manage consultants conducting environmental assessment.

MAJOR BUDGET CHANGES AND COMMENTARY:

There are no major budget changes proposed for the next fiscal year. This year's focus is to provide additional tools to enable the team to perform more efficiently and effectively. Other Professional Services funding will be used to leverage technical assistance, and to formulate future grant applications and CIP requests. \$3,000 in overtime funding for clerical staff is requested, as we are currently short 1 clerical position, to help provide additional customer service, provide support to commissions, provide employee training, enable additional staff training and implement file scanning (see Overtime Request Form). Funding for the Furniture line item is mainly intended to provide a work space for the new Grants and Floodplain Manager position. Funding for floodplain management and Community Ratings System consultant services are still necessary for the next fiscal year (at half of the previous amount) as we phase in the new in-house position.

DEPARTMENTAL STAFFING:

The Planning Department is staffed by:

- The Director of Economic and Community Development with fully loaded wages of \$126,970.
- The Town Planner with fully loaded wages of \$125,165.
- The Zoning and Wetlands Official with fully loaded wages of \$92,129.
- One Planning and Zoning Specialist with full loaded wages of \$80,812.
- One Administrative Assistant with fully loaded wages of \$56,799.
- The Blight Enforcement Official with a stipend of \$5,000.
- Grant & Floodplain Manager, with a fully loaded salary of \$83,908.

Note 1: "Fully loaded salary" includes wages, longevity pay, payroll taxes, and any pension plan or 401a contributions, but does not include health benefits.

PLANNING CIP REQUESTS:

The Department of Planning has requested 4 CIP requests for the coming fiscal year totaling \$186,000. These requests are driven by the significant gap between available resources and the community's goal of implementing the Town's Plan of Conservation and Development. Requests cover a wide range of town-wide, area-specific and department needs.

- \$53,500 in additional funding for the department's File Retention initiative – This funding would convert decades paper files and plans to properly indexed digital records. Scanning is currently underway using FY2022 CIP funding. Total project cost is \$182,000, the majority of which has previously been funded.
- \$47,500 to help fund development to the Town's Plan of Conservation and Development. Total cost is estimated at \$100,000 based on consultant estimates and the experience of neighboring communities. Adoption of the plan every 10 years is a requirement of State law.

Due to the scope of issues covered in the plan, and the other projects the Town is committed to (including the related Zoning Regulations Rewrite) neither the Department, nor a volunteer board can lead this effort without outside professional assistance.

- \$125,000 to fund acquisition of the “Circus Lot” on Noyes Ave., Pawcatuck from the Town of Westerly for the purpose of developing the property into a riverfront park. Purchase amount was established in the 1982 deed which transferred ownership from the Town of Stonington to Westerly. A \$4,500 National Wild and Scenic Rivers grant will fund conceptual design of a Master Plan for the site.

**TOWN OF STONINGTON
GENERAL FUND EXPENDITURES
2023-2024 TOWN MEETING PROPOSED BUDGET**

LINE #	ORG/OBJ	DEPARTMENT OF PLANNING	2019-2020 ACTUAL EXPENDED	2020-2021 ACTUAL EXPENDED	2021-2022 ACTUAL EXPENDED	2022-2023 ADOPTED BUDGET	2022-2023 REVISED BUDGET	2022-2023 PROJECTED ACTUAL	2023-2024 DEPARTMENT REQUEST	2023-2024 FIRST SELECTMAN'S PROPOSED BUDGET	2023-2024 BOARD OF FINANCE PROPOSED BUDGET	AMOUNT INCREASE/ (DECREASE) OVER PY ADOPTED BUDGET	% CHANGE OVER PY ADOPTED BUDGET	% CHANGE OVER PY REVISED BUDGET
	10141	PLANNING OFFICE												
1	80017	Director of Planning	60,711	-	-	-	-	-	-	-	-	-	0.00%	
2	80088	Director of Economic & Community Development	-	102,600	105,371	105,370	108,531	108,531	111,570	111,570	111,570	6,200	5.88%	2.80%
3	80018	Town Planner	87,686	94,392	96,940	96,941	99,849	99,849	102,645	102,645	102,645	5,704	5.88%	2.80%
4	80058	Zoning & Wetlands Official	68,027	69,796	71,680	71,680	73,830	73,830	75,898	75,898	75,898	4,218	5.88%	2.80%
5	80073	Blight Enforcement Officer - Stipend	5,000	5,000	5,000	5,000	5,000	5,000	5,000	5,000	5,000	-	0.00%	0.00%
6	80099	Grant Manager	-	-	-	64,000	32,960	32,960	73,830	73,830	73,830	9,830	0.00%	124.00%
7	80075	Clerical Salaries	102,710	105,948	108,039	108,334	120,538	120,538	119,129	119,129	119,129	10,795	9.96%	-1.17%
8	80080	Clerical Meetings	3,400	3,900	3,700	5,500	5,500	5,500	5,900	5,900	5,900	400	7.27%	
9	80089	Longevity	2,290	2,360	2,580	2,800	2,800	2,800	2,820	2,820	2,820	20	0.71%	
10		Total - Salaries	329,824	383,996	393,310	459,625	449,008	449,008	496,792	496,792	496,792	37,167	8.09%	
11	80142	Consumable Supplies	1,107	1,856	1,800	2,000	2,000	2,000	2,000	2,000	2,000	-	0.00%	
12	80143	Reproduction and Printing	-	1,044	-	3,000	3,000	3,000	3,000	3,000	3,000	-	0.00%	
13	80144	Telephone	143	278	150	150	150	150	150	150	150	-	0.00%	
14	80147	Equipment Maintenance	4,069	10,611	4,883	4,500	4,500	4,500	5,370	5,370	5,370	870	19.33%	
15	80150	Professional Associations & Publications	1,064	1,973	1,162	2,000	2,000	2,000	2,000	2,000	2,000	-	0.00%	
16	80226	Clothing Allowance	400	452	400	400	400	400	400	400	400	-	0.00%	
17	80310	Furniture & Equipment	119	778	1,342	1,000	1,000	1,000	1,500	1,500	1,500	500	50.00%	
18	80314	Training & Education	480	600	759	2,500	2,500	2,500	2,500	2,500	2,500	-	0.00%	
19		Total - Expenses	7,382	17,592	10,496	15,550	15,550	15,550	16,920	16,920	16,920	1,370	8.81%	
20	80166	Professional Services	19,506	31,616	11,162	30,000	30,000	30,000	30,000	30,000	30,000	-	0.00%	
21	80196	Community Rating System/Flood Plain Management Services	-	22,056	14,113	15,000	15,000	15,000	15,000	15,000	15,000	-	0.00%	
22		Total - Services	19,506	53,672	25,275	45,000	45,000	45,000	45,000	45,000	45,000	-	0.00%	
23		TOTAL - PLANNING OFFICE	356,712	455,260	429,081	520,175	509,558	509,558	558,712	558,712	558,712	38,537	7.41%	9.65%
24		TOTAL BOARDS AND COMMISSIONS ¹	42,185	12,205	44,431	51,828	51,828	51,828	54,028	55,178	55,178	3,350	6.46%	6.46%
25		TOTAL - OFFICE OF PLANNING & LAND USE	398,897	467,465	473,512	572,003	561,386	561,386	612,740	613,890	613,890	41,887	7.32%	9.35%
		¹ The detail for these line items follows on the next page												

**TOWN OF STONINGTON
GENERAL FUND EXPENDITURES
2023-2024 TOWN MEETING PROPOSED BUDGET**

LINE #	ORG/OBJ	DEPARTMENT OF PLANNING	2019-2020 ACTUAL EXPENDED	2020-2021 ACTUAL EXPENDED	2021-2022 ACTUAL EXPENDED	2022-2023 ADOPTED BUDGET	2022-2023 REVISED BUDGET	2022-2023 PROJECTED ACTUAL	2023-2024 DEPARTMENT REQUEST	2023-2024 FIRST SELECTMAN'S PROPOSED BUDGET	2023-2024 BOARD OF FINANCE PROPOSED BUDGET	AMOUNT INCREASE/ (DECREASE) OVER PY ADOPTED BUDGET	% CHANGE OVER PY ADOPTED BUDGET	% CHANGE OVER PY REVISED BUDGET
26		BOARDS AND COMMISSIONS												
	10143	PLANNING & ZONING COMMISSION												
27	80140	Postage	1,000	3,500	3,500	3,500	3,500	3,500	3,500	3,600	3,600	100	2.86%	
28	80166	Professional Services	-	-	200	5,000	5,000	5,000	5,000	5,000	5,000	-	0.00%	
29	80157	Advertising & Court Steno	21,101	5,363	22,054	20,000	20,000	20,000	20,000	22,000	22,000	2,000	10.00%	
30	80158	Expenses - GIS	-	-	-	2,500	2,500	2,500	2,500	2,500	2,500	-	0.00%	
31	80160	Computerization / Archiving	-	-	-	5,000	5,000	5,000	5,000	-	-	(5,000)	-100.00%	
32	80314	Training & Education	-	-	-	1,000	1,000	1,000	1,000	1,000	1,000	-	0.00%	
33		TOTAL - PLANNING & ZONING COMMISSION	22,101	8,863	25,754	37,000	37,000	37,000	37,000	34,100	34,100	(2,900)	-7.84%	
	10144	ZONING BOARD OF APPEALS												
34	80140	Postage	725	725	725	725	725	725	725	775	775	50	6.90%	
35	80141	Advertising	10,010	993	6,979	6,000	6,000	6,000	6,000	8,000	8,000	2,000	33.33%	
36	80314	Training & Education	-	-	-	-	-	-	1,000	1,000	1,000	1,000	0.00%	
36		TOTAL ZONING BOARD OF APPEALS	10,735	1,718	7,704	6,725	6,725	6,725	7,725	9,775	9,775	3,050	45.35%	
		CONSERVATION COMMISSION												
37	10145	Professional Assoc. & Publications	600	-	600	600	600	600	600	600	600	-	0.00%	
38	80163	Barn Island Field Trips	5,000	-	5,000	5,000	5,000	5,000	6,200	6,200	6,200	1,200	24.00%	
39		TOTAL CONSERVATION COMMISSION	5,600	-	5,600	5,600	5,600	5,600	6,800	6,800	6,800	1,200	21.43%	
	10146	INLAND WETLANDS COMMISSION												
40	80140	Postage	500	500	500	500	500	500	500	500	500	-	0.00%	
41	80141	Advertising	3,249	1,124	4,873	2,000	2,000	2,000	2,000	4,000	4,000	2,000	100.00%	
42		TOTAL - INLAND WETLANDS COMMISSION	3,749	1,624	5,373	2,500	2,500	2,500	2,500	4,500	4,500	2,000	80.00%	
	10147	CLIMATE CHANGE TASK FORCE												
43	80080	Clerical Meetings	-	-	-	1	1	1	1	1	1	-	0.00%	
44	80152	Seminars & Programs (Training & Education)	-	-	-	1	1	1	1	1	1	-	0.00%	
45	80166	Professional Services	-	-	-	1	1	1	1	1	1	-	0.00%	
46		TOTAL - CLIMATE CHANGE TASK FORCE	-	-	-	3	3	3	3	3	3	-	0.00%	
47		TOTAL BOARDS AND COMMISSIONS	42,185	12,205	44,431	51,828	51,828	51,828	54,028	55,178	55,178	3,350	6.46%	6.46%

DEPARTMENT OF PUBLIC WORKS HIGHWAY

FUNCTION DESCRIPTION:

The Highway Department provides the highest level of service possible to our customers through improvements to and maintenance of public infrastructure, including 2,370 Roadway Signs, 116 miles of road system, 45 miles of stormwater drainage pipe, 44 miles of sidewalks, 37 Historic Cemeteries, 17 Bridge Structures, 8 athletic turf fields, 4 parks and one Hurricane Protection system. The Department provides direct services to the community when conducting snow removal during winter storm events, emergency response, and resolving issues along the road right of way. Highway strives to foster an innovative, efficient workforce while providing superior service to the community and external agencies.

HIGHLIGHTS OF PRESENT YEAR OPERATIONS:

The Highway Department continues to address core responsibilities. However, we provide support to Facilities Management, Town Committees and Departments to maximize the use of our resources. Some of the projects that the Department worked on over the past year include;

1. **PAVEMENT MANAGEMENT:** Continue to properly manage the maintenance of the Town's roadways using the Pavement Management System. There is a current backlog of \$16 million of pavement repair work. The current roadway condition rating is 75. Annual funding of \$1.4 million is required to maintain our current condition rating which includes drainage maintenance improvements to facilitate the roadway construction efforts.

2022 Pavement Work:

Roadway	Treatment
Clara Drive	Mill & Overlay
Laura Ave	Mill & Overlay
Palmer Street	Mill & Overlay
Prospect Ave	Mill & Overlay
Stafford Street	Full Depth Reclamation

2. **SIDEWALKS:** Completed the Sidewalk and Curb Ramp in Pawcatuck in preparation for this year's pavement management projects.
3. **DRAINAGE:** Highway team completed a total of 85 catch basin repairs, reconstruction or installation of new in 2022.
4. **SPECIAL PROJECTS:** Highway lead or supported a significant number of special projects. These included:
 - Borough Park – Installation of Lobster Pot Tree
 - Donahue Park – Installation of new Electrical Service and lighting for events
 - Town Dock – Partial paving of Town Dock parking area
 - Human Services – DPW managed site operations to facilitate the recreation events: tent installation, removal, site clean-up

- DEEP MS4 Permit – DPW provided ground support to assist with accessing and testing\sampling stormwater outfalls
- Town Dock – Repair damage to wooden rail structure at location of Fisherman’s Memorial
- Transfer Station – maintenance operations to include flail mowing and vegetation removal
- Recreation – provides maintenance (painting) for vandalized structures, pavilion, etc.
- Fourth District Hall – Continued with exterior building repairs.

5. *TOWNWIDE SPECIAL EVENTS*

- Provide support including street sweeping, grounds, signage, barricade placement\collection and clean-up.

6. *ATHLETIC FIELDS, GROUNDS and PUBLIC BUILDING LANDSCAPE AREAS:*

- The 2022 season cost of fertilizer, paint and seed has gone up substantially and supply chain issues proved to be a considerable challenge.
- Work consisted of maintenance and management at fields located at Stonington High School, Pawcatuck Middle School, and Mystic Middle School along with the grounds and common areas. In-house services included fertilization, over-seeding, topdressing, core aeration, dethatching, pesticide applicating, cutting/trimming, line marking, trash removal and softball game prep for every event (school, rental and recreation) water/irrigation management and repairs and winterizing.
- We continued with our agronomic plan using natural/organic and time release nutrients, Bio Stimulants and Cultural Practices; Increased use of environmentally supportive products and focusing on soil health by utilizing soil tests and building on giving the turf exactly what it needs when it needs it. This allows the turf to be more resilient and vigorous and allows it to stand up to the wear and tear our fields receive. This proactive approach in turn reduces the need for multiple herbicide applications (less weed pressure) and builds a better foundation then just the "spray and pray" method of the past. This targeted model is also far more fitting to our " Sustainable Stonington" campaign as it is a responsible way to manage turf because there is no excess and it reduces the chance for fertilizer run off and uses less pesticides.
- DPW performed seasonal operations to support the many irrigation breaks and wire issues most stemming from buried rocks along the pipes and conduit on Piver and Ballato field. Operations included general repairs such as replacing valves and valve boxes.

7. *WINTER OPERATIONS:* Responded to 14 winter storm events and approximately 10 Spot Salting Police Call-ins during the 2021- 22 season.

8. *EQUIPEMENT REPLACEMENT:* In accordance with the Fleet Replacement Program, DPW is requesting the following equipment to replace aging vehicles approaching the end of their service life. Specifically, the items include: (1) Large Class IIX Truck, (1) Class V Truck and (1) Mini Excavator. Lack of replacement is resulting in costly repairs of an aging less reliable fleet.

OBJECTIVES FOR THE COMING YEAR:

- Effectively execute road related improvements using the Pavement Management Program to optimize the Town's pavement condition rating.
- Support vibrant downtown areas and the community by continuing to focus on keeping the Pawcatuck and Mystic Downtown's clean while also cutting roadside grass, cutting the grass at the other schools in Town, replacing road signage throughout Town, painting all stop bars and crosswalks, installing drainage where needed, addressing resident concerns as they arise and performing all of the other tasks that are asked of us.
- Implement more Standard Operations Procedures that support Sustainable Stonington. Specifically, direct spreader computer reporting of salt places on the roadways and continuing to improve in grounds management.
- Ensure sustainable public spaces, facilities and systems that match our needs.
- Improve and maintain infrastructure facilities and systems in support of public health and safety.

MAJOR BUDGET CHANGES AND COMMENTARY:

LINE ITEM	SUPPORT
Salary	Regular salary increased 4.42 % to include both contractual COLA and Step increases, additionally Clerical increased 5.93 % respectfully.
Field Maintenance	<ul style="list-style-type: none">• Seasonal Help: Funding shown reflects three employees (29 hour/week) at a rate of \$17/hour working from April 1 – November 15. These are positions approved in the Union Agreement. They primarily support grounds maintenance.• We have been spending more each year to increase our use of natural nutrients, bio stimulants and cultural practices; focusing on agronomics and soil testing and building on giving the turf exactly what it needs when it needs it. This allows the turf to be more resilient and vigorous and allows it to stand up to the wear and tear our fields get. This proactive approach in turn reduces the need for herbicide applications and builds a better foundation then just the "spray and pray" method of the past. We have also had to absorb many costly repairs to the irrigation systems, fencing and electrical infrastructures we have inherited.
Snow Removal Labor	Labor was increase by 3.0 percent for COLA
Materials	Costs for salt has increased significantly this year. Therefore, this line supports salt procurement and requires as increase to support the Town's needs.
Sidewalk Repairs	Increased funding to support the maintenance & repair of the 44 miles of concrete sidewalk
Trim trimming & Removal	Increased funding to support felling and removal of trees plagued by the "Emerald Ash Borer"
Tree Planting	In an effort to support tree sustainability additional funds are requested
Drainage Materials	Increased funding to support the roadway repair & construction program
Pavement Treatments	Increased funding for crack sealing is paramount to preserve the roadway service life
Annual Fertilization Program	Market price for materials has dictated funded increases

DEPARTMENTAL STAFFING:

The Highway Department is staffed by:

- The Director of Public Works at a fully loaded salary of \$146,950.
- The Deputy Public Works Director at a fully loaded salary of \$119,650.
- Nineteen (19) highway garage personnel including foreman, mechanics, grounds leader, equipment operators, and truck drivers with fully loaded wages of \$1,652,336, plus a provision for overtime of \$73,000.
- One Administrative Assistant with fully loaded wages of \$66,831.
- The 23/24 budget also includes separate line items for:
Summer seasonal help at \$44,729.
Snow Removal at \$144,200.

Note 1: “Fully loaded salary” includes wages, longevity pay, payroll taxes, and any pension plan or 401a contributions, but does not include health benefits.

DPW CIP REQUESTS

The Department of Public Works has moved this year towards a synergized approach of completing projects. Synergy makes the team stronger and more effective. We support, collaborate and share with each other to achieve success beyond individual skills.

DPW 23/24 CIP					
PROJECT	OBJECT	AMOUNT		PROJECT	OBJECT AMOUNT
Drainage Improvements Townwide	88012	\$ 50,000.00		Bridge Engineering Design	88364 \$ 25,000.00
Highway equipment Purchase	88231	\$ 215,000.00		Holmes Street - Wall replacement	88371 \$ 37,500.00
Right of Way - A.D.A. Compliance	88351	\$ 50,000.00		Noyes Avenue - Road & Wall Replace	88372 \$ 100,000.00
Roadway Safety	88179	\$ 25,000.00		White Rock Bridge - Repairs	\$ 88,000.00
Road Pavement - Major Maintenance	88220	\$ 600,000.00		Hurricane Protection Sys - Levee Gate	88373 \$ 1.00
Road Pavement - Capital	88311	\$ 500,000.00		MS4 Permit - DCIA Projects	88374 \$ 25,000.00
Bridge Replacement	88347	\$ 50,000.00		4th District Voting Hall - Roof Replacement	88061 \$ 12,500.00
Washington street - Drainage	88256	\$ 50,000.00			

**TOWN OF STONINGTON
GENERAL FUND EXPENDITURES
2023-2024 TOWN MEETING PROPOSED BUDGET**

LINE #	ORG/OBJ	DEPARTMENT OF PUBLIC WORKS	2019-2020 ACTUAL EXPENDED	2020-2021 ACTUAL EXPENDED	2021-2022 ACTUAL EXPENDED	2022-2023 ADOPTED BUDGET	2022-2023 REVISED BUDGET	2022-2023 PROJECTED ACTUAL	2023-2024 DEPARTMENT REQUEST	2023-2024 FIRST SELECTMAN'S PROPOSED BUDGET	2023-2024 BOARD OF FINANCE PROPOSED BUDGET	AMOUNT INCREASE/ (DECREASE) OVER PY ADOPTED BUDGET	% CHANGE OVER PY ADOPTED BUDGET	% CHANGE OVER PY REVISED BUDGET
	10151	HIGHWAY												
1	80021	Public Works Director	108,041	116,640	119,789	125,778	125,778	125,778	129,300	129,300	129,300	3,522	2.80%	2.80%
2		<i>Deputy Public Works Director</i>	-	-	-	-	102,071	102,071	104,929	104,929	104,929	104,929	0.00%	2.80%
3	80055	Highway Supervisor	89,834	87,039	89,390	89,390	-	-	-	-	-	(89,390)	-100.00%	
4	80042	Regular Salaries	1,231,154	1,254,707	1,265,384	1,325,741	1,332,513	1,320,000	1,384,302	1,384,302	1,384,302	58,561	4.42%	3.89%
5	80082	<i>Regular Overtime</i>	-	-	-	-	33,000	65,000	73,000	73,000	73,000	73,000	0.00%	121.21%
6	80075	Clerical Salaries	53,303	54,930	57,945	58,818	60,583	60,583	62,304	62,304	62,304	3,486	5.93%	2.84%
7	80089	Longevity	21,480	22,720	23,810	20,850	20,850	20,850	17,390	17,390	17,390	(3,460)	-16.59%	
8		Total - Salaries	1,503,812	1,536,036	1,556,318	1,620,577	1,674,795	1,694,282	1,771,225	1,771,225	1,771,225	150,648	9.30%	
9	80140	Postage	78	145	63	300	300	300	200	200	200	(100)	-33.33%	
10	80142	Consumable Supplies	4,316	4,359	6,257	5,500	5,500	5,500	6,000	6,000	6,000	500	9.09%	
11	80144	Telephone	663	739	773	750	750	750	800	800	800	50	6.67%	
12	80164	Hardware	16,758	16,326	19,080	18,000	18,000	18,000	19,000	19,000	19,000	1,000	5.56%	
13	80190	Miscellaneous	1,920	2,178	2,401	2,000	2,000	2,000	2,250	2,250	2,250	250	12.50%	
14	80226	Clothing Allowance	9,716	8,950	9,245	10,290	10,290	10,290	10,500	10,500	10,500	210	2.04%	
15	80227	Training & Education	1,513	4,535	6,764	4,500	4,500	4,500	4,500	6,500	6,500	2,000	44.44%	
16		Total - Expenses	34,964	37,232	44,583	41,340	41,340	41,340	43,250	45,250	45,250	3,910	9.46%	
17	80220	Safety & Protective	21,448	23,358	25,372	25,245	25,245	25,245	27,000	27,000	27,000	1,755	6.95%	
18	80221	Land Damage	1,648	1,818	2,351	2,000	2,000	2,000	2,000	2,000	2,000	-	0.00%	
19	80222	Sidewalk Repairs	72,534	72,000	100,000	100,000	100,000	100,000	100,000	125,000	125,000	25,000	25.00%	
20	80223	Street Signs	10,842	7,500	9,790	10,000	6,000	6,000	10,000	10,000	10,000	-	0.00%	
21	80224	Tree Trimming	13,525	16,830	19,005	20,000	20,000	20,000	20,000	25,000	25,000	5,000	25.00%	
22	80225	Tree Removal	19,335	19,345	30,000	30,000	30,000	30,000	30,000	35,000	35,000	5,000	16.67%	
23	80228	Highway Equipment	40,338	17,527	18,647	27,200	27,200	27,200	28,200	29,200	29,200	2,000	7.35%	
24	80229	Road Maintenance	10,669	10,705	11,078	12,000	12,000	12,000	12,000	12,000	12,000	-	0.00%	
25	80230	Material Disposal	13,997	23,698	24,020	25,000	25,000	25,000	26,250	27,000	27,000	2,000	8.00%	
26	80231	Cemetery Upkeep	840	800	1,000	1,000	1,000	1,000	1,000	1,000	1,000	-	0.00%	
27	80232	Catch Basin Cleaning	29,185	32,001	33,084	35,000	35,000	35,000	40,000	40,000	40,000	5,000	14.29%	
28	80233	Garage Diagnostic Equip & Tool	3,000	3,000	3,445	3,000	3,000	3,000	4,000	4,000	4,000	1,000	33.33%	
29	80234	Tree Planting	-	1,854	1,170	2,000	2,000	2,000	2,000	7,000	7,000	5,000	250.00%	
30	80243	Bridge Maintenance	-	-	72,160	75,000	75,000	75,000	75,000	75,000	75,000	-	0.00%	
31		Total - Services	237,361	230,436	351,122	367,445	363,445	363,445	377,450	419,200	419,200	51,755	14.09%	
32	80201	Unleaded Gasoline	28,113	14,898	36,774	30,000	51,000	51,000	36,000	49,000	49,000	19,000	63.33%	-3.92%
33	80202	Diesel Fuel	31,535	17,645	27,254	35,000	88,000	88,000	42,000	80,000	80,000	45,000	128.57%	-9.09%
34	80203	Oil & Lubrication	6,456	5,082	11,350	5,200	5,200	5,200	6,000	6,000	6,000	800	15.38%	
35	80204	Repairs & Maintenance (Gas System)	1,057	1,941	1,978	3,000	3,000	3,000	3,000	3,000	3,000	-	0.00%	
36		Total - Gas and Oil	67,161	39,566	77,356	73,200	147,200	147,200	87,000	138,000	138,000	64,800	88.52%	
37	80205	General Repairs and Maintenance	157,324	158,581	272,461	225,000	225,000	225,000	225,000	225,000	225,000	-	0.00%	
38	80206	Street Sweeper Repairs and Maintenance	-	-	13,051	15,000	15,000	15,000	15,000	15,000	15,000	-	0.00%	
39		Total - Repairs & Maintenance	157,324	158,581	285,512	240,000	240,000	240,000	240,000	240,000	240,000	-	0.00%	
40	80210	Miscellaneous	1,123	-	1,564	1,350	1,350	1,350	1,350	1,350	1,350	-	0.00%	
41	80212	Bituminous Concrete	38,000	43,170	27,648	38,000	38,000	38,000	40,000	40,000	40,000	2,000	5.26%	
42	80213	Drainage Materials	31,352	25,505	33,931	34,000	34,000	34,000	40,000	40,000	40,000	6,000	17.65%	
43	80214	Sand/Gravel & Loom	20,000	16,038	36,597	21,500	21,500	21,500	21,500	21,500	21,500	-	0.00%	
44	80215	Lumber	7,666	5,859	8,197	8,000	8,000	8,000	9,000	9,000	9,000	1,000	12.50%	
45	80217	Pavement Treatments	75,000	75,126	80,000	85,000	85,000	85,000	85,000	100,000	100,000	15,000	17.65%	
46		Total - Materials	173,141	165,698	187,937	187,850	187,850	187,850	196,850	211,850	211,850	24,000	12.78%	

**TOWN OF STONINGTON
GENERAL FUND EXPENDITURES
2023-2024 TOWN MEETING PROPOSED BUDGET**

LINE #	ORG/OBJ	DEPARTMENT OF PUBLIC WORKS	2019-2020 ACTUAL EXPENDED	2020-2021 ACTUAL EXPENDED	2021-2022 ACTUAL EXPENDED	2022-2023 ADOPTED BUDGET	2022-2023 REVISED BUDGET	2022-2023 PROJECTED ACTUAL	2023-2024 DEPARTMENT REQUEST	2023-2024 FIRST SELECTMAN'S PROPOSED BUDGET	2023-2024 BOARD OF FINANCE PROPOSED BUDGET	AMOUNT INCREASE/ (DECREASE) OVER PY ADOPTED BUDGET	% CHANGE OVER PY ADOPTED BUDGET	% CHANGE OVER PY REVISED BUDGET
47	80236	Annual Fertilization Program	20,000	20,000	30,000	33,000	33,000	33,000	51,300	51,300	51,300	18,300	55.45%	
48	80237	Seasonal Help	29,805	32,479	17,892	41,800	41,800	41,800	44,726	44,726	44,726	2,926	7.00%	
49	80238	Materials, Equipment, Maintenance	41,991	41,837	56,836	40,700	40,700	40,700	78,970	78,970	78,970	38,270	94.03%	
50	80239	Field Work	14,797	14,545	14,895	16,500	16,500	16,500	18,150	18,150	18,150	1,650	10.00%	
51		Total - Field Maintenance	106,593	108,861	119,623	132,000	132,000	132,000	193,146	193,146	193,146	61,146	46.32%	
52	80240	Snow Removal Labor	41,248	143,813	130,771	140,000	140,000	140,000	144,200	144,200	144,200	4,200	3.00%	
53	80241	Materials	95,588	124,500	88,191	159,500	159,500	159,500	199,375	199,375	199,375	39,875	25.00%	
54	80242	Meal Allowance	2,249	3,077	4,619	4,000	4,000	4,000	4,000	4,000	4,000	-	0.00%	
55		Total - Snow Removal Expense	139,085	271,390	223,581	303,500	303,500	303,500	347,575	347,575	347,575	44,075	14.52%	
56		TOTAL HIGHWAY	2,419,441	2,547,800	2,846,032	2,965,912	3,090,130	3,109,617	3,256,496	3,366,246	3,366,246	400,334	13.50%	8.94%

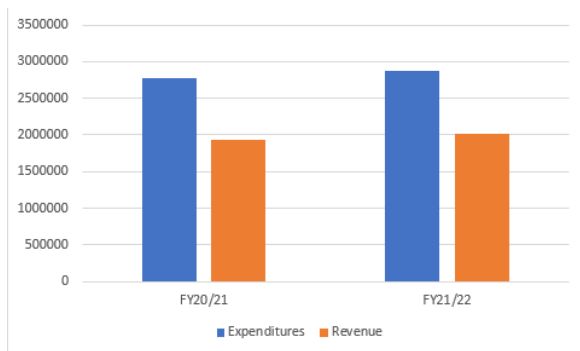
DEPARTMENT OF PUBLIC WORKS SOLID WASTE DEPARTMENT

FUNCTION DESCRIPTION:

The Solid Waste Office has responsibility for the operation of the Transfer Station (TS), oversight of the Commercial and Residential Municipal Solid Waste Collection Programs, Recycling Collection and Education Programs and is Stonington's representative on the Southeastern Connecticut Regional Resources Recovery Authority (SCRRRA).

HIGHLIGHTS OF PRESENT YEAR OPERATIONS:

- Tipping fees at the waste to energy facility will see an increase from \$59.25/ton to \$61.25/ton. The SCRRRA subsidy for waste disposal to the town will be \$14.09. The total SCRRRA subsidy for all services to the town in FY2021/22 was \$525,860. This includes services to the Transfer Station such as tip fee subsidy (\$129,867), wood grinding (\$44,144), HHW collection (\$29,019), tire disposal (\$2,894) etc., as well as \$233,679 for the recycling tip fee and \$30,899 in transportation subsidy.
- Textile collection is still strong. This year we estimate we will recycle 50 tons of clothing at no cost to the Town, saving better than \$3,000.
- Recycling markets appear to be recovering slightly from the past few years. The SCRRRA contract for recycling is scheduled to be reset in April and it is possible we may see some revenue from single stream recycling next year.
- The Department has received \$552,000 in grant funding from the Sustainable Materials Management Grant Program (CT DEEP) for a Curbside Food Waste Collection pilot program, slated to begin January 23, 2023. This program will compliment the current Unit Based Pricing and Single Stream recycling program. Stonington has demonstrated leadership through regional and state-wide advocacy for UBP and will continue to do so by providing best practice examples on innovative waste reduction programs.
- Expenditures for FY2021-2022 were \$2,867,379 and the revenues were \$2,013,869. Revenues for FY2022 covered approximately 70 % of the Solid Waste Budget.



OBJECTIVES FOR THE COMING YEAR:

- With the implementation of the new curbside food waste collection pilot program, the Department will be focused on outreach and education of the new program to promote residential participation.
- In conjunction with SCRRRA, work with the DEEP to build a food waste composting facility in the region which is necessary to implement curbside food waste collection.

MAJOR BUDGET CHANGES AND COMMENTARY:

- Residential Collection costs had a significant increase. FY222/23 had a \$222,918 increase over proposed budget due to an unforeseen change in the fourth year of the collection service. Year four of the contract was dependent on both parties agreeing to continue. Starting July 1, 2023, the per household collection cost for MSW and recyclables will be \$11.50 per household/ per month, still below the average for curbside collection.
- Commercial collection costs are up due to the anticipated 3% contractual cost of living increase as well as a uptick in commercial waste disposal.
- Fuel prices for both diesel and unleaded fuel have increased due to inflation and the number of hauls for MSW, SSR and wood chips.
- The Disposal Fee line item has been increased by \$50,000 to reflect an increase in waste generation and an increase in the tip fee. I estimate we may be up approximately 1000 tons this year.
- The increase in General Operations is due mainly to the increasing cost of supplies. We are in the 3rd year of a 3-year scale service agreement at \$6,525. This agreement covers the cost of calibrations as well as all service due to mechanical problems. Yearly calibration is required by the State of CT. Additional funding is also being requested for security cameras which do not meet the CIP criteria.
- The Transfer Station has served over 100,000 vehicles in 2022, averaging 345 cars for each day they are open. The Transfer team is commended for their diligence and dedication which they demonstrate on a daily basis.

DEPARTMENTAL STAFFING:

The Solid Waste Department is staffed by (staffed seven (7) days a week):

- The Solid Waste Manager at a fully loaded salary of \$97,285.
- Transfer Station Forman with fully loaded salary of \$110,894.
- Three (3) Equipment Operators, with full loaded salaries of \$260,409.
- Two (2) Gate Attendants with fully loaded wages of \$133,052.
- Overtime provision of \$20,000.
- One Administrative Assistant position with fully loaded wages of \$72,407.
- One (1) part-time summer help at \$5,113.
- \$2,500 Stipend for Mechanic's Duties .

Note 1: “Fully loaded salary” includes wages, longevity pay, payroll taxes, and any pension plan or 401a contributions, but does not include health benefits.

Note 2: Most payroll line items have been flat funded for fiscal 23/24 pending negotiation of the Bargaining Union Agreements. Those salary line items that do reflect an increase, do so because of merit raise increases, or payroll STEPS for new employees.

SOLID WASTE CIP REQUEST:

Beginning in FY21/22 Mr. Phetteplace had included a request of \$5,000 for a new bucket loader, and \$29,000 per year for the succeeding five (5) years. The loader is an integral part of the operation of the Transfer Station. It is necessary for the cleanup, compaction, loading, crushing, moving equipment, turning windrows, assisting with wood grinding and processing. As the equipment ages, repairs become more costly.

It is conceivable we will need a new compactor at the Transfer Station. Current compactor was purchased in 1995. A request of \$10,000 for the next 2 years should be sufficient.

\$40,000 has been requested to fund the purchase of a roll-off truck in 5 years. The vehicle is imperative to the operation of the Transfer Station.

A request for a new pick-up truck in 2 years is supported by a \$22,000 funding request this year. Our current vehicle, a 2010 Ford 250 has moderate undercarriage and coil spring mounting rot. Last year over \$3,000 was spent in repairs due to rusted exhaust and ball joints. The truck is used for trash pick-up, material deliveries and plowing.

**TOWN OF STONINGTON
GENERAL FUND EXPENDITURES
2023-2024 TOWN MEETING PROPOSED BUDGET**

LINE #	ORG/OBJ	DEPARTMENT OF PUBLIC WORKS	2019-2020 ACTUAL EXPENDED	2020-2021 ACTUAL EXPENDED	2021-2022 ACTUAL EXPENDED	2022-2023 ADOPTED BUDGET	2022-2023 REVISED BUDGET	2022-2023 PROJECTED ACTUAL	2023-2024 DEPARTMENT REQUEST	2023-2024 FIRST SELECTMAN'S PROPOSED BUDGET	2023-2024 BOARD OF FINANCE PROPOSED BUDGET	AMOUNT INCREASE/ (DECREASE) OVER PY ADOPTED BUDGET	% CHANGE OVER PY ADOPTED BUDGET	% CHANGE OVER PY REVISED BUDGET
	10152	OFFICE OF SOLID WASTE												
1	80023	Salary of Recycling/Solid Waste Manager	91,670	94,054	96,593	96,593	78,982	78,982	85,251	85,251	85,251	(11,342)	-11.74%	7.94%
2	80043	General Labor	381,401	397,276	413,507	425,270	438,028	438,028	450,376	450,376	450,376	25,106	5.90%	2.82%
3	80075	Clerical Salaries	53,456	62,916	56,025	55,530	58,804	58,804	58,804	58,804	58,804	3,274	5.90%	0.00%
4	88365	Stipend for Mechanic's Duties	-	-	-	2,500	2,500	2,500	2,500	2,500	2,500	-	0.00%	
5	80089	Longevity	5,340	5,830	6,370	6,810	6,810	6,810	6,350	6,350	6,350	(460)	-6.75%	
6		Total - Salaries	531,867	560,076	572,495	586,703	585,124	585,124	603,281	603,281	603,281	16,578	2.83%	
7	80140	Postage	2,000	3,000	561	3,000	3,000	3,000	3,500	3,600	3,600	600	20.00%	
8	80141	Advertising	-	-	-	300	300	300	500	800	800	500	166.67%	
9	80142	Consumable Supplies	1,400	1,325	1,400	1,800	1,800	1,800	2,500	2,500	2,500	700	38.89%	
10	80143	Reproduction & Printing	655	646	648	700	700	700	1,090	1,090	1,090	390	55.71%	
11	80147	Equipment	-	-	-	100	100	100	500	5,000	5,000	4,900	4900.00%	
12	80150	Professional Associations & Publications	50	100	50	200	200	200	400	400	400	200	100.00%	
13	80165	Clothing Allowance	3,100	3,100	3,100	3,100	3,100	3,100	3,400	3,400	3,400	300	9.68%	
14	80227	Training & Education	-	-	-	500	500	500	500	500	500	-	0.00%	
15	80250	Unleaded Gasoline	2,680	1,296	2,811	2,700	3,400	3,400	3,600	3,600	3,600	900	33.33%	
16	80251	Diesel Fuel	6,583	3,404	5,562	6,600	6,600	6,600	10,000	7,000	7,000	400	6.06%	
17	80252	Road Maintenance	1,008	1,736	-	4,000	4,000	4,000	4,000	4,000	4,000	-	0.00%	
18	80253	Utilities	5,924	6,104	6,639	6,800	6,800	6,800	7,000	7,000	7,000	200	2.94%	
19	80254	General Operations	36,295	45,733	45,819	52,000	52,000	52,000	60,000	55,500	55,500	3,500	6.73%	
20	80255	Parts & Labor	40,080	31,126	23,015	25,000	25,000	25,000	27,500	27,500	27,500	2,500	10.00%	
21	80257	Grading & Seeding	-	-	-	500	500	500	500	500	500	-	0.00%	
22	80258	Water Testing & Monitoring	23,950	23,950	23,950	26,000	26,000	26,000	26,000	26,000	26,000	-	0.00%	
23	80259	Cap Maintenance	-	-	-	4,000	4,000	4,000	4,000	4,000	4,000	-	0.00%	
24	80260	Disposal Fees (SCRRA)	643,567	630,739	654,989	780,000	780,000	780,000	810,000	810,000	810,000	30,000	3.85%	
25	80261	Residential Collection (SCRRA)	604,266	697,230	697,230	720,000	942,918	942,918	1,057,908	1,057,908	1,057,908	337,908	46.93%	
26	80262	Commercial Collection & Rentals (SCRRA)	546,010	590,994	640,155	657,400	657,400	657,400	700,000	700,000	700,000	42,600	6.48%	
27	80263	SCRRA Consulting	-	-	-	1	1	1	1	1	1	-	0.00%	
28	80264	SCRRA Contribution	-	-	-	1	1	1	1	1	1	-	0.00%	
29	80265	Diesel Fuel (SCRRA Transportation)	10,763	7,812	9,978	21,000	21,000	21,000	32,750	25,750	25,750	4,750	22.62%	
30	80266	Repairs & Maintenance (SCRRA Transportation)	13,612	734	4,894	7,000	7,000	7,000	7,000	7,000	7,000	-	0.00%	
31	80267	SCRRA Receptacle Costs	112,000	160,997	113,431	134,700	134,700	134,700	145,000	145,000	145,000	10,300	7.65%	
32	80310	Furniture & Equipment	-	-	-	-	-	-	-	-	-	-	0.00%	
33		Total - Expenses	2,053,943	2,210,026	2,234,232	2,457,402	2,681,020	2,681,020	2,907,650	2,898,050	2,898,050	440,648	17.93%	
34		TOTAL - SOLID WASTE	2,585,810	2,770,102	2,806,727	3,044,105	3,266,144	3,266,144	3,510,931	3,501,331	3,501,331	457,226	15.02%	7.20%

DEPARTMENT OF PUBLIC WORKS ENGINEERING DIVISION

FUNCTION DESCRIPTION:

The Engineering Division in the Department of Public Works (DPW) is responsible for:

- 1) Responsible for technical review of land use applications and support to the respective Land Use Commissions, Town Boards and Town Departments, including field supervision, bond release and road acceptance. Average annual commitment of approximately 24 applications and resubmittals per year, to include Planning, Wetlands and Bond Release applications.
- 2) Leads all activities related to CT DEEP MS4 Stormwater Permit Compliance. Average annual operational and execution program costs \$825,000.
- 3) Development, management and execution of over \$7M DPW CIP and ARPA funded projects. Specific projects include:
 - a. Stonington Bridge Preservation Program, South Anguilla Road Bridge Rehabilitation,
 - b. Town wide Drainage Projects, Washington Street (Drainage Project), South Anguilla Road Culvert
 - c. Facilities: Town Hall – HVAC, Human Services – HVAC projects, West Broad Street School Roof, DPW Highway Division – The Salt Shed Project has received final design, bid award and construction to commence this spring of 2023.
 - d. Roadway Walls: Noyes Ave., Holmes Str. & Stillman Ave. Retaining Walls – Status: Preliminary Design
 - e. Pawcatuck Water Loop – Status: Federal Grant Awarded

HIGHLIGHTS OF PRESENT YEAR OPERATIONS:

- Allen Street Drainage Project: The project entailed the installation of sub-surface stormwater infiltration galleries, catch basins and drainage pipe. The retention system is design to infiltrate the 1” stormwater or WQV in accordance with the State of Connecticut Stormwater water Manual and MS4 Permit. The infiltration gallery is an example of a Low Impact Development (LID) technique as stormwater run-off is intercepted and infiltrated rather than flowing directly into the sound, therefore removing pollutants and reducing peak stormwater run-off.
- A town wide bridge inventory was conducted, necessary to identify and categorize the number, size, type and condition of the Town’s Bridge Assets. This inventory is an important first step in the planning of future bridge repairs and/or replacements accordingly. Phase II or an evaluation of this inventory has commenced (via the Town’s Engineering consultant) and will serve as a guide to determine projected life service of structures, long and short repair strategies and/or replacement. This evaluation will include an Engineering estimate and identify possible funding opportunities. The Phase II Asset and Planning listing will serve as the Bridge Program designating Bridges for structural interim repair and/or replacement.
- The South Anguilla Road Culvert: Replacement of a Twin 12” culvert and rip-rap swale is schedule for winter\spring of 2023.
- Taugwonk Road Drainage improvements were installed to include an armored rip-rap swale (200’) with new roadside delineators and 8” underdrain pipe. Catch basin frames were replaced with a style more conducive to swale flow including a new structure and with a connecting drain, all located at the south east area of the golf course entrance.
- Town Dock: Acquired a CT DEEP CVA Grant for the replacement of an Edson Peristaltic 3HP marine sewage pump for boaters

- The South Anguilla Road Bridge: Design was completed and bid awarded. The timeline for project construction is estimated for Winter/Spring of 2023. The structural improvements include: replacement of deteriorated concrete parapet walls, guide rail installation (both on the parapets and roadway approach areas, milling, installation of deck membrane and paving, deck & road.

CTDEEP General Permit for the Discharge of Stormwater from Small Municipal Separate Storm Sewer Systems (MS4):

- Leadership of ongoing stormwater initiatives required to maintain compliance with the towns general permit for its municipal stormwater collection and conveyance system. Including:
 - Direction of MS4 regulatory requirements and related tasks amongst the consultants
 - Implementation of work performed from consultants and review and oversight of deliverables
 - Technical review of land development applications for MS4 compliance
 - Determination of the directly connected impervious areas (DCIA) and design of LID systems to intercept run-off.

Technical Reviews & Inspections for Land Use Applications and Town of Stonington Projects

- Various residential lot review in support of TPZ – SPA, CAM, Zoning and Wetland regulations
- Mystic Estates – Phase II, bituminous pavement - final wear course in place, including drainage structures (detention ponds). All improvements within the Town ROW are complete or bonded with roadway acceptance.
- Provide roadway and drainage support to DPW staff with regard to residential concerns

Management of Municipal Infrastructure Projects:

- Continued oversight of maintenance and upgrades to the Pawcatuck Hurricane Protection System Bldg.
- Team with the Director of Public Works on facility projects to include: the Salt Shed, Town Hall – HVAC

OBJECTIVES FOR THE COMING YEAR:

- Addition of Civil Engineer to improve Division efficiency, contractor oversight, project quality, and create internal MS4 expertise resulting in reduction of contracting external services.
- Advancement of various stormwater improvement related CIP projects located:
 - Mason Island Roadway Drainage – Preliminary design and analysis of the ponding water on roadway
- Advancement of various bridge improvement CIPs including:
 - Holmes Street Bridge – bid and reconstruction for the wing walls (repair of ashlar stone masonry)
 - White Rock Bridge – Prepare construction documents for the bid and repair activities: deck membrane, mill & overlay
- Advancement of various Drainage Projects to include design, permitting and cost estimates in preparation of funding/bidding
- Advancement of various Roadway Wall Projects to include design and cost estimates for Noyes, Holmes and Stillman Roads
- Improve compliance with CTDEEP MS4 General Permit
- Provide administrative oversight for the design, review, solicitation and future bidding of the Pawcatuck Water Loop.

MAJOR BUDGET CHANGES AND COMMENTARY:

- Reduction of \$7,000 to the Phase II Stormwater Requirements Line 8, in accordance with the additional request for increased funding for the Intern Position. This permanent transfer is to facilitate the funding of the Intern Position to assist the many tasks of the MS4 & DPW project activities. This funding will advance the Town of Stonington's status and projects associated with the MS4 permit requirements.

DEPARTMENTAL STAFFING:

The Town Engineering Office is staffed by:

- The Town Engineer with a fully loaded salary of \$133,324.
- Assistant Engineer with a fully loaded salary of \$86,257. (Currently vacant)
- Part-time Engineer (Intern) with annual funding of \$12,000.

Note 1: "Fully loaded salary" includes wages, longevity pay, payroll taxes, and any pension plan or 401a contributions, but does not include health benefits.

ENGINEERING CIP REQUESTS:

LINE #	Expenditure Classification	REQUESTED Fiscal Year 2022-23	Project Description
	PUBLIC WORKS: HIGHWAY		
30	Drainage Improvements Town wide	50,000	The Town wide Drainage Account serves as a fund to maintain all drainage repair within the 110 miles of bituminous roadway gutter line and drainage swales, 1,600 catch basins, 359 outfalls, and over 6 detention\retention ponds. This funding is necessary for the design, repair and maintenance the aging infrastructure that provides for the conveyance of stormwater and safe passage within the Town R.O.W. for the traveling public. The resultant improvements will reduce roadway icing conditions, flooding, property damage and increase the service life of roads.

38	Rights of Way ADA Compliance Improvements-ADA Ramps	50,000	Title II of the Americans with Disabilities Act (ADA) requires that state and local governments ensure that persons with disabilities have access to the pedestrian routes in the public right of way. An important part of this requirement is the obligation whenever streets, roadways, or highways are altered to provide curb ramps where street level pedestrian walkways cross curbs. This requirement is intended to ensure the accessibility and usability of the pedestrian walkway for persons with disabilities. Alterations of streets, roads, or highways include activities such as reconstruction, rehabilitation, resurfacing, widening, and projects of similar scale and effect. Maintenance activities on streets, roads, or highways, such as filling potholes, are not alterations. This funding will provide for compliance of roadways prior to roadway resurfacing.
40	Bridge Replacement & Structural Improvement Fund	50,000	The Town of Stonington has 17 Bridge structures worth a replacement value over 40 M. Some of the structures are categorized as a very “low sufficiency rating”, translating to significant repairs or full structure replacement. It would be fiscally prudent to consider a plan for major structural repairs or replacement for the next (5) years based on the “Town of Stonington – “Bridge preservation Program”, which is an Asset Management Program. Funding this account would facilitate interim structural repairs for safety, load preservation and to extend the service life of Town owned bridges. This maintenance investment will prolong the need for very costly bridge replacement.

	PUBLIC WORKS: ENGINEERING		
47	Washington Street Drainage Improvements	50,000	The Towns Stormwater drainage system is severely compromised by an existing AMTRAK culvert and a filled-in tidal marsh ditch. This has resulted in stormwater backing up into the towns drainage system and onto private property. Discussions with CTDEEP and AMTRAK has resulted in the need to secure a COP Permit for excavation of the tidal marsh including approval from AMTRAK for areas within their property limits. Pursuant to soil testing associated with the COP Permit, it was determined that certain soils tested in exceedance of DEEP thresholds, therefore current funding requested is for the removal & remediation of soils. Associated costs include: design, permitting, tidal marsh excavation, video inspection (AMTRAK

			culvert), pipe jetting, tidal mitigation efforts, and projected future maintenance.
51	Bridge Engineering and Design Fund	25,000	The "Bridge Preservation Program" has completed PHASE I with the "Identification, Cataloguing and Condition Rating" for the Town of Stonington owned bridges. Phase II - "Asset Management and Planning" will involve the inspection, non-destructive testing, and analysis for the determination of recommended repair strategies to include "opinions of cost". This Asset Planning will assist the Town in the development of a capital improvement schedule, as well as an annual maintenance budget based upon short\long term projects as derived from the analysis. This account serves as the "seed" money for continued evaluation and design of structural interim repairs.
52	Holmes Avenue - Wall Replacement	37,500	Holmes Street has a stone seawall located between the road and Mystic River which is deteriorating and requires maintenance reconstruction. The project will entail design, permitting and reconstruction of various wall sections. The project is currently in "Preliminary Design" in an effort to develop an estimate for full wall replacement design & engineer's opinion of cost. Additional funding would provide final design analysis and construction efforts to replace the deteriorated wall sections along the Holmes Avenue roadway.

53	Noyes Avenue - Wall & Roadway Replacement	100,000	Noyes Avenue has a stone and concrete revetment wall located between the road and bay side which has deteriorated and requires reconstruction. The scour type deterioration has both undermined the wall footing and road base, therefore resulting in failure in both the wall and roadway. The current funding will entail preliminary design and review of permitting required (e.g., DEEP COP, ACOE) in development of an engineer's opinion of cost. The next phase of funding (FY - 23/23) would support final design efforts for both the wall and roadway, to include regulatory review and permitting.
55	White Rock Bridge - Structural Repairs	88,000	The State of Rhode Island Department of Transportation notified the Town of Westerly with a list of recommendations for bridge maintenance associated with the White Rock Bridge. The Town of Westerly informally met with Stonington to discuss the maintenance activities as recommended to preserve the structural integrity of the bridge. Stonington's consultant reviewed the repairs (as consistent with our Bridge Program) and prepared a preliminary estimate for bridge rehabilitation activities. The estimate total is \$690,000, with anticipated shared costs with the Town of Westerly our request is modified to \$345,000 accordingly.

LINE #	Expenditure Classification	REQUESTED Fiscal Year 2022-23	Project Description
	PUBLIC WORKS: FACILITIES MANAGEMENT		
63	Levee Gate Repair	1	The Levee Gates are part of the Pawcatuck Hurricane Protection System (PHPS) that was built by the Army Corp of Engineers in 1962/63. The A.C.O.E. performs annual inspection of the levee structure and related appurtenances. Mechanic Street has two sets of steel (swinging) gates that are actuated to complete the levee system. The gates have been identified by the A.C.O.E. for maintenance to sustain operations when flood emergencies arise. The request for funds is to provide an engineering analysis and recommendation for gate repair.
65	MS4 - D.C.I.A. Projects	25,000	Pursuant to the CT DEEP – MS4 Permit, the Town is required to reduce the amount of D.C.I.A, or Directly Connected Impervious Areas “surfaces” connected to local impaired waters by means of retrofitting existing stormwater systems to fully retain and/or infiltrate run-off from storm events. The permit states that the Permittee shall commence the implementation of the retrofit projects, therefore several design concepts have been considered for Town properties from our consultant. Bio-retention, raingardens, infiltration systems are being proposed as effective and cost-efficient means to comply with the permit. The funding proposed is to support the design and installation of ‘Green Infrastructure’ necessary to comply with the permit.

**TOWN OF STONINGTON
GENERAL FUND EXPENDITURES
2023-2024 TOWN MEETING PROPOSED BUDGET**

LINE #	ORG/OBJ	DEPARTMENT OF PUBLIC WORKS	2019-2020 ACTUAL EXPENDED	2020-2021 ACTUAL EXPENDED	2021-2022 ACTUAL EXPENDED	2022-2023 ADOPTED BUDGET	2022-2023 REVISED BUDGET	2022-2023 PROJECTED ACTUAL	2023-2024 DEPARTMENT REQUEST	2023-2024 FIRST SELECTMAN'S PROPOSED BUDGET	2023-2024 BOARD OF FINANCE PROPOSED BUDGET	AMOUNT INCREASE/ (DECREASE) OVER PY ADOPTED BUDGET	% CHANGE OVER PY ADOPTED BUDGET	% CHANGE OVER PY REVISED BUDGET
1	10153	ENGINEERING SERVICES												
2	80024	Town Engineer	55,382	97,221	108,167	108,167	114,116	114,116	117,311	117,311	117,311	9,144	8.45%	2.80%
3	88366	Assistant Engineer	-	-	-	72,836	36,915	36,915	75,898	75,898	75,898	3,062	0.00%	105.60%
4	80396	Part Time Engineer (Intern)	-	-	11,982	6,300	12,000	12,000	12,000	12,000	12,000	5,700	90.48%	0.00%
5	80067	Flood Plain Manager	2,000	12,400	-	-	-	-	-	-	-	-	0.00%	
6	80089	Longevity	250	-	-	-	-	-	-	-	-	-	0.00%	
7		Total - Salaries	57,632	109,621	120,149	187,303	163,031	163,031	205,209	205,209	205,209	17,906	9.56%	
8	80167	Phase II Storm Water Requirements	80,000	86,063	72,780	40,000	40,000	40,000	34,000	34,000	34,000	(6,000)	-15.00%	
9	80168	FEMA/Community Rating System Requirements	3,009	2,498	-	-	-	-	-	-	-	-	0.00%	
10	80188	Office Expenses	1,533	2,520	2,414	2,500	2,500	2,500	2,500	2,500	2,500	-	0.00%	
11	80226	Clothing Expense	400	400	400	400	400	400	400	400	400	-	0.00%	
12	80310	Furniture & Equipment	-	-	1,950	1,950	1,950	1,950	1,950	1,950	1,950	-	0.00%	
13		Total - Expenses	84,942	91,481	77,544	44,850	44,850	44,850	38,850	38,850	38,850	(6,000)	-13.38%	
14	80166	Professional Services	40,957	21,422	19,840	20,000	20,000	20,000	20,000	20,000	20,000	-	0.00%	
15		Total - Services	40,957	21,422	19,840	20,000	20,000	20,000	20,000	20,000	20,000	-	0.00%	
16		TOTAL - ENGINEERING SERVICES	183,531	222,524	217,533	252,153	227,881	227,881	264,059	264,059	264,059	11,906	4.72%	15.88%

**DEPARTMENT OF PUBLIC WORKS
FACILITIES MANAGEMENT**

FUNCTION DESCRIPTION:

Public Works Facilities Management is essential to Town operations and responsible for the following:

1. Custodial services at five (5) Town Facilities.
2. General maintenance of all Facilities listed. This includes electrical, plumbing, heating, air conditioning, structural maintenance and grounds as required and utility administration.
3. Oversight of all Facility Federal, State and local required inspections, reporting and regulatory code and environmental compliance.
4. Maintenance, inspection and repair of all building systems including security alarms, fire alarm, fire suppression, boiler and elevators.

The Facility Management is under the direction of the Deputy Director of Public Works. This Division has two (2) Building Maintainers responsible for custodial and semi-skilled maintenance repair work. Most major maintenance of the facilities is completed by external contractors managed by the Deputy Director with the assistance of the Building Maintainers. Grounds maintenance is managed by the Grounds Leader.

A LOOK AT THE NUMBERS

Property Value (combined)	\$ 23.2 million
Structure Value (combined)	\$ 13.6 million
Acres Land (combined)	39 Acres
Structure Area (combined)	94,274 SF
Number of Structures	17
Individual Locations of Facilities	13
Dedicated Town Employees for Maintenance	2

Facilities Maintained:

1. *Street Lighting*
2. *Town Hall*
3. *Human Services Building*
4. *Mystic River Boathouse Park Structures*
5. *Highway Facilities: Four (4) Structures*
6. *Pawcatuck Neighborhood Center and Senior Center*
7. *Fourth District Voting Hall*
8. *Town Dock (Pier Structure, Parking Lot, Green Space)*
9. *West Broad Street School/St Michael School*
10. *Former Old Mystic Administration Building*
11. *Mystic Boathouse Park: Two (2) Structures*
12. *Pawcatuck Dike Facility (Pump House & Barrier)*
13. *Two (2) Picnic Grounds (East and West Pavilions)*
14. *Five (5) Parks & Playgrounds*
 - *Old Mystic Playground,*
 - *Borough Playground,*
 - *Spellman Playground,*
 - *Donahue Park and Boat Ramp,*
 - *Veterans Memorial)*

HIGHLIGHTS OF PRESENT YEAR OPERATIONS:

The Division continues to effectively use Facility Dude, a maintenance management system, to improve work order tracking and efficiency for Town facilities in collaboration with all other Departments including Police and the School District. Work orders received and tasks completed are approximately 191 annually.

The Old Mystic School Administration Building (now maintained by the Town) is being used by the rowing team, elections and Town storage. Therefore, this building continues to be maintained by DPW.

Combining the Facility Manager and Highway Supervisor position has also increased efficient use of resources between Highway and Facilities. Grounds Leader position was created in the Highway Division. This position is now responsible for the oversight of all Town Facility grounds.

OBJECTIVES FOR THE COMING YEAR:

Identify and correct facility deficiencies and needs through periodic review of existing systems and buildings. Address large deferred maintenance items.

Continue to ensure all facilities are safe, clean and operational, and to the best of our ability meet the needs of those working there.

MAJOR BUDGET CHANGES AND COMMENTARY:

The Highway Building – Including the Annex (Trailer) illustrates a large increase to facilitate the needed space for future employees (Director, Engineering Staff to include an intern). Additionally, funds are requested for deferred maintenance items.

The Fourth District Hall demonstrates increased funding to continue efforts to preserve the building exterior of the aging structure

Human Service Bldg. – funding requested for continued HVAC repairs, additionally deferred maintenance items.

Mystic school – (Former BOE Admin Bldg.) – increased funding for roof repairs to preserve existing structure and contents, documents.

Other increases for the following reasons:

Miscellaneous	
Heating Oil	Adjusted (Increase) based on Market Price.
Electricity	Adjusted (Increase) based on Market Price.

DEPARTMENTAL STAFFING:

The Facilities Operations Office is staffed by:

- Two Building Maintainers with a fully loaded wages of \$145,799.

Note 1: “Fully loaded salary” includes wages, longevity pay, payroll taxes, and any pension plan or 401a contributions, but does not include health benefits.

**TOWN OF STONINGTON
GENERAL FUND EXPENDITURES
2023-2024 TOWN MEETING PROPOSED BUDGET**

LINE #	ORG/OBJ	DEPARTMENT OF PUBLIC WORKS	2019-2020 ACTUAL EXPENDED	2020-2021 ACTUAL EXPENDED	2021-2022 ACTUAL EXPENDED	2022-2023 ADOPTED BUDGET	2022-2023 REVISED BUDGET	2022-2023 PROJECTED ACTUAL	2023-2024 DEPARTMENT REQUEST	2023-2024 FIRST SELECTMAN'S PROPOSED BUDGET	2023-2024 BOARD OF FINANCE PROPOSED BUDGET	AMOUNT INCREASE/ (DECREASE) OVER PY ADOPTED BUDGET	% CHANGE OVER PY ADOPTED BUDGET	% CHANGE OVER PY REVISED BUDGET
1		FACILITIES OPERATIONS												
2	80047	Janitorial/Maintenance Salary	77,868	101,602	124,209	120,592	124,210	124,210	123,094	123,094	123,094	2,502	2.07%	-0.90%
3	80082	Overtime	-	-	-	-	-	-	3,000	8,500	8,500	8,500	0.00%	0.00%
4	80165	Clothing Allowance	-	-	-	-	-	-	1,200	1,200	1,200	1,200	0.00%	0.00%
5	80064	Town Facilities Manager - Stipend	-	10,000	10,000	10,000	3,100	3,100	-	-	-	(10,000)	-100.00%	
6	80089	Longevity	780	840	900	960	960	960	1,020	1,020	1,020	60	6.25%	
7		Total - Salaries	78,648	112,442	135,109	131,552	128,270	128,270	128,314	133,814	133,814	2,262	1.72%	
8	80190	Miscellaneous - Work Oder Management System	3,186	3,760	8,685	6,300	6,300	6,300	6,500	6,500	6,500	200	3.17%	
9	80270	Town Hall	7,215	6,129	8,334	7,500	16,800	16,800	10,100	9,000	9,000	1,500	20.00%	
10	80271	Highway Garage #1	11,241	9,478	13,658	12,000	19,100	19,100	16,400	16,000	16,000	4,000	33.33%	
11	80272	4th District Hall	875	826	1,599	1,000	1,600	1,600	2,000	2,000	2,000	1,000	100.00%	
12	80274	Police Station	11,071	15,223	15,809	15,000	15,000	15,000	19,200	19,200	19,200	4,200	28.00%	
13	80275	Human Services Building	5,692	6,045	5,905	6,500	6,500	6,500	7,800	7,800	7,800	1,300	20.00%	
14	80376	Mystic River Boat House Park	-	-	-	-	-	-	2,000	-	-	-	0.00%	
15	80390	Former BOE Admin Building	8,197	6,532	9,705	9,000	14,200	14,200	12,000	19,000	19,000	10,000	111.11%	
16	80385	Former West Broad St. School	10,443	-	-	-	-	-	-	-	-	-	0.00%	
17		Total - Heating Oil	54,734	44,233	55,010	51,000	73,200	73,200	69,500	73,000	73,000	22,000	43.14%	
18	80276	Town Hall	24,234	26,035	23,363	30,000	30,000	30,000	29,204	29,204	29,204	(796)	-2.65%	
19	80277	Highway Garage #1	18,220	16,802	11,768	21,500	21,500	21,500	22,000	22,000	22,000	500	2.33%	
20	80278	4th District Hall	565	564	570	700	700	700	713	713	713	13	1.86%	
21	80280	Police Station	51,057	52,853	52,017	61,500	61,500	61,500	65,021	65,021	65,021	3,521	5.73%	
22	80281	Human Services Building	13,343	11,947	9,786	15,500	15,500	15,500	15,500	15,500	15,500	-	0.00%	
23	80377	Mystic River Boat House Park	141	146	153	200	200	200	500	200	200	-	0.00%	
24	80386	Former BOE Admin Building	1,834	2,725	3,458	2,500	2,500	2,500	4,323	4,323	4,323	1,823	72.92%	
25	80387	Former West Broad St. School	1,706	-	-	-	-	-	-	-	-	-	0.00%	
26		Total - Electricity	111,100	111,072	101,115	131,900	131,900	131,900	137,261	136,961	136,961	5,061	3.84%	
27	80282	Town Hall	2,769	3,066	2,834	3,600	3,600	3,600	3,401	3,401	3,401	(199)	-5.53%	
28	80283	4th District Hall	200	175	206	300	300	300	247	247	247	(53)	-17.67%	
29	80286	Police Station	2,695	3,207	2,838	3,600	3,600	3,600	3,548	3,548	3,548	(52)	-1.44%	
30	80287	Human Services Building	371	480	217	700	700	700	500	500	500	(200)	-28.57%	
31	80288	Pawcatuck Park	-	392	539	500	500	500	600	600	600	100	20.00%	
32	80378	Mystic River Boat House Park	173	175	165	250	250	250	1,000	250	250	-	0.00%	
33	80388	Former BOE Admin Building	286	467	524	600	600	600	655	655	655	55	9.17%	
34	80389	Former West Broad St. School	408	-	-	-	-	-	-	-	-	-	0.00%	
35		Total - Water	6,902	7,962	7,323	9,550	9,550	9,550	9,951	9,201	9,201	(349)	-3.65%	
36	80289	Town Hall	984	1,267	1,517	1,600	1,600	1,600	1,760	1,760	1,760	160	10.00%	
37	80290	4th District Hall	87	91	96	110	110	110	121	121	121	11	10.00%	
38	80292	Police Station	1,026	773	747	1,400	1,400	1,400	1,540	1,540	1,540	140	10.00%	
39	80293	Human Services Building	549	648	197	800	800	800	880	880	880	80	10.00%	
40	80379	Mystic River Boat House Park	87	91	96	110	110	110	121	121	121	11	10.00%	
41	80390	Former BOE Admin Building	-	-	920	-	-	-	-	-	-	-	0.00%	
42	80391	Former West Broad St. School	111	53	-	-	-	-	-	-	-	-	0.00%	
43		Total - Sewer Use	2,844	2,923	3,573	4,020	4,020	4,020	4,422	4,422	4,422	402	10.00%	
44		Total - General Operations	178,766	169,950	175,706	202,770	224,970	224,970	227,634	230,084	230,084	27,314	13.47%	

**TOWN OF STONINGTON
GENERAL FUND EXPENDITURES
2023-2024 TOWN MEETING PROPOSED BUDGET**

LINE #	ORG/OBJ	DEPARTMENT OF PUBLIC WORKS	2019-2020 ACTUAL EXPENDED	2020-2021 ACTUAL EXPENDED	2021-2022 ACTUAL EXPENDED	2022-2023 ADOPTED BUDGET	2022-2023 REVISED BUDGET	2022-2023 PROJECTED ACTUAL	2023-2024 DEPARTMENT REQUEST	2023-2024 FIRST SELECTMAN'S PROPOSED BUDGET	2023-2024 BOARD OF FINANCE PROPOSED BUDGET	AMOUNT INCREASE/ (DECREASE) OVER PY ADOPTED BUDGET	% CHANGE OVER PY ADOPTED BUDGET	% CHANGE OVER PY REVISED BUDGET
45	80294	Town Hall	52,954	45,920	34,247	48,000	48,000	48,000	48,000	48,000	48,000	-	0.00%	
46	80295	Highway Garage #1	30,072	26,734	137,773	70,200	70,200	70,200	100,000	100,000	100,000	29,800	42.45%	
47	80296	4th District Hall	2,738	932	5,338	7,000	7,000	7,000	10,000	10,000	10,000	3,000	42.86%	
48	80298	Human Services Building	18,660	25,324	25,416	20,000	20,000	20,000	25,000	25,000	25,000	5,000	25.00%	
49	80299	Picnic Grounds	61	2,591	3,193	4,000	4,000	4,000	4,000	4,000	4,000	-	0.00%	
50	80300	Pawcatuck Dike	22,144	28,499	17,917	30,000	30,000	30,000	30,000	30,000	30,000	-	0.00%	
51	80302	Pawcatuck Neighborhood Center	18,849	12,796	15,690	22,000	22,000	22,000	22,000	22,000	22,000	-	0.00%	
52	80336	DEP Compliance - Town Wide	10,000	9,085	7,835	12,000	12,000	12,000	12,000	12,000	12,000	-	0.00%	
53	80337	Playgrounds & Parks	8,450	14,959	12,794	12,000	12,000	12,000	15,000	15,000	15,000	3,000	25.00%	
54	80353	Town Dock Facility	6,522	6,958	9,749	10,000	10,000	10,000	15,000	15,000	15,000	5,000	50.00%	
55	80380	Mystic River Boat House Park	-	-	-	500	500	500	5,000	500	500	-	0.00%	
56	80383	Boat Ramp Maintenance	-	-	-	1,000	1,000	1,000	1,000	1,000	1,000	-	0.00%	
57	80392	Former BOE Admin Building	2,406	8,924	13,405	10,000	10,000	10,000	20,000	20,000	20,000	10,000	100.00%	
58	80393	Former West Broad St. School	70,592	24,669	40,669	35,000	35,000	35,000	-	-	-	(35,000)	-100.00%	
59		Total - General Maintenance	243,448	207,391	324,026	281,700	281,700	281,700	307,000	302,500	302,500	20,800	7.38%	
60		Street Lighting-Electricity and Maintenance	203,982	207,437	214,213	220,000	220,000	220,000	220,000	220,000	220,000	-	0.00%	
61		TOTAL - FACILITIES OPERATIONS	704,844	697,220	849,054	836,022	854,940	854,940	882,948	886,398	886,398	50,376	6.03%	3.68%

DEPARTMENT OF PUBLIC WORKS BUILDING OFFICIAL'S OFFICE

FUNCTION DESCRIPTION:

The Building Official's Office enforces the provisions of the State Building Code as they apply to the construction, alterations, movement, enlargement, replacement, repair, equipment, use and occupancy, and demolition of every building and structure in the community.

- Works closely with property owners, developers, architects, engineers, and contractors on all phases of construction projects.
- Reviews plans and specifications for compliance with the State Building Code and FEMA regulations.
- Issues Building Permits for construction and collects fees for same.
- Performs inspections of work in progress for construction activities.
- Actively participates in professional continuing education programs.
- Cites Code violations and assists in prosecution of violators.

HIGHLIGHTS OF PRESENT YEAR OPERATIONS:

- The old Toll Brothers subdivision on Nautilus Drive has been purchased by EG Homes and eight of the seventeen lots are under construction.
- The Latitude 41 project is slated to start in March of 2023, beginning with the demolition of the existing building.
- New home construction has remained high with 28 this calendar year, with multi-million-dollar projects being the majority. We will be seeing more large new homes built on Masons Island in 2023 and 2024. There are plans to build several very large homes that will be built in 2023, costing from \$3,000,000 to \$11,000,000 each.
- Permits for renovations, additions, swimming pools, decks, and accessory buildings have been at high levels. Permits for roof mounted solar installations continue to be a popular residential project, numbering 148 for calendar year 2022.
- Building Permits for this calendar year are 891, and the total of all permits is 1999.
- Total permit value for calendar year 2022 is \$42,445,991.89.
- Total permit revenue for calendar year 2022 is \$535,327.26.

We anticipate that the department will be on-budget for FY23-24.

OBJECTIVES FOR THE COMING YEAR:

We have built and implemented our online building permitting system. We will continue to build on it for the next fiscal year to provide the new level of services that we are now able to provide.

MAJOR BUDGET CHANGES AND COMMENTARY:

No new large changes are proposed for the Building Department budget.

DEPARTMENTAL STAFFING:

The Building Official's Office is staffed by:

- The Building Official with a fully loaded salary of \$114,003.
- The Assistant Building Official with a fully loaded salary of \$86,599.
- One and one-half Administrative Assistant positions, with fully loaded wages of \$95,401.

Note 1: "Fully loaded salary" includes wages, longevity pay, payroll taxes, and any pension plan or 401a contributions, but does not include health benefits.

**TOWN OF STONINGTON
GENERAL FUND EXPENDITURES
2023-2024 TOWN MEETING PROPOSED BUDGET**

LINE #	ORG/OBJ	DEPARTMENT OF PUBLIC WORKS	2019-2020 ACTUAL EXPENDED	2020-2021 ACTUAL EXPENDED	2021-2022 ACTUAL EXPENDED	2022-2023 ADOPTED BUDGET	2022-2023 REVISED BUDGET	2022-2023 PROJECTED ACTUAL	2023-2024 DEPARTMENT REQUEST	2023-2024 FIRST SELECTMAN'S PROPOSED BUDGET	2023-2024 BOARD OF FINANCE PROPOSED BUDGET	AMOUNT INCREASE/ (DECREASE) OVER PY ADOPTED BUDGET	% CHANGE OVER PY ADOPTED BUDGET	% CHANGE OVER PY REVISED BUDGET
1	10155	BUILDING OFFICIAL												
2	80025	Building Official	85,535	87,970	90,351	94,406	97,238	97,238	99,961	99,961	99,961	5,555	5.88%	2.80%
3	80026	Assistant Building Official	68,279	69,795	71,680	71,680	73,830	73,830	75,899	75,899	75,899	4,219	5.89%	2.80%
4	80075	Clerical	77,217	78,470	81,634	80,822	79,606	79,606	84,125	84,125	84,125	3,303	4.09%	5.68%
5	80089	Longevity	2,170	475	600	725	725	725	800	800	800	75	10.34%	
6		Total - Salaries	233,201	236,710	244,265	247,633	251,399	251,399	260,785	260,785	260,785	13,152	5.64%	
7	80140	Postage	520	1,000	675	600	600	600	600	700	700	100	16.67%	
8	80142	Consumable Supplies	490	1,323	572	1,000	1,000	1,000	1,000	1,000	1,000	-	0.00%	
9	80143	Reproduction & Printing	852	528	370	850	850	850	850	850	850	-	0.00%	
10	80144	Telephone	106	238	155	300	300	300	300	300	300	-	0.00%	
11	80147	Equipment	3,337	3,045	3,718	4,000	4,000	4,000	4,000	4,000	4,000	-	0.00%	
12	80150	Professional Association & Publications	1,702	145	1,085	2,000	2,000	2,000	2,000	2,000	2,000	-	0.00%	
13	80192	Equipment & Software Support	-	3,596	31,440	32,000	32,000	32,000	32,000	32,000	32,000	-	0.00%	
14	80226	Clothing Allowance	800	800	800	800	800	800	800	800	800	-	0.00%	
15	80227	Training & Education	70	-	210	4,000	4,000	4,000	4,000	4,000	4,000	-	0.00%	
16	80310	Furniture & Equipment	-	-	-	-	-	-	-	-	-	-	0.00%	
17		Expenses	7,877	10,675	39,025	45,550	45,550	45,550	45,550	45,650	45,650	100	0.22%	
18	80325	Technical Assistance	100	142	466	1,000	1,000	1,000	1,000	1,000	1,000	-	0.00%	
19		Total - Services	100	142	466	1,000	1,000	1,000	1,000	1,000	1,000	-	0.00%	
20		TOTAL - BUILDING OFFICIAL	241,178	247,527	283,756	294,183	297,949	297,949	307,335	307,435	307,435	13,252	4.50%	3.18%

WATER POLLUTION CONTROL AUTHORITY (WPCA)

FUNCTION DESCRIPTION:

The WPCA exists for the purpose of operating the municipal sewer system. In Stonington, unlike any other community in Connecticut, perhaps in New England, we have not one treatment facilities but three. This also includes the operation of 17 pumping stations, ninety (90) miles of sewers, and four (4) odor control facilities. These Facilities are operated under contract with Veolia North America. The Director of the WPCA oversees that operation and is in daily communication with the Project Manager. In addition, the WPCA Director is charged with the responsibility to manage the State of Connecticut FOG Program. This FOG or Fats, Oils, and Grease Program, oversees grease trap regulations and inspections of all restaurants (approximately 160 in Stonington), within Mystic, Pawcatuck, and the Borough. The WPCA is responsible for responding to approximately 1200 CBYD (Call Before You Dig) requests annually, which requires the identification and mark out of all buried gravity, force mains and lateral sewers in any proposed excavation site within the confines of Stonington. The WPCA Director also reviews all plans submitted to the WPCA by the office of Planning and Zoning, which involve properties that are applying to be, or are currently connected to sanitary sewer. The WPCA Director answers questions from the general public, contractors, regulators regarding the sewer operation, locations, connection questions, and fee structures. The Director also provides overall supervision to numerous contracts involving CIP funded and Bond related contracts. Recently, in 2020, the Connecticut DEEP also transferred review of all local General Miscellaneous Permits from the State of CT. DEEP to the Director of the WPCA. The Director answers to the WPCA Board, which has a voluntary board of five members. The offices of the WPCA are located at Town Hall and consist of a Director, Assistant Director (currently vacant), one full time administrative assistant, and one shared full-time administrative assistant.

The municipal side of the WPCA budget is used to finance the Town Hall office of the WPCA which provides the operation and billing services required to maintain the day-to-day business of the WPCA. Included within this budget are the salaries of one billing administrative assistant, who also provides historical information to the Director, as well as one half salary of a full-time administrative assistant shared with the office of the Building Official. The salary of the Director is paid through the WPCA operating budget. This year's budget also includes the \$250,000 town share of the operating budget. The Director is requesting that this figure be maintained and is critical to the operating budget.

HIGHLIGHTS OF PRESENT YEAR OPERATIONS:

- Renewal of the Mystic WPCFs NPDES permit for another 5 years.
- The I&I Study of the Mystic Sewer Shed is nearing completion. During the cleaning and CCTVing portion of the study, 3 major areas of concern were discovered in the main sewer interceptor along rte. 27 and Broadway Ave. Extension. Currently working with CDM Smith to get these areas rehabbed.
- Managed the billing and collection of over 4500 accounts.

- Received and responded to an average of 105 CBYD (Call Before You Dig) requests per month.
- Provided information to the general public and contractors.
- Review plans and provide direction for sewer connections and provided inspection and documentation of same.
- Manage the FOG program. (Grease trap inspections).
- Communicate with the CT DEEP and other regulators as required.

OBJECTIVES FOR THE COMING YEAR:

- The WPCA is committed to the continued successful operation of the 3 Treatment Facilities and 17 Pumping Stations.
- The WPCA will, with the help of CDM Smith, develop plans to rehab the main interceptor from Coogan Blvd. to the Mystic Facility which will lead to a further reduction in I&I and will secure the continued operation of the essential artery in the Mystic Sewer Shed. The WPCA hopes to fund this project through CT DEEPs Clean Water Fund. CT DEEP has committed to assist municipalities with design and construction to eliminate I&I in sanitary sewer systems. The Clean Water Funds have previously only been available for I&I studies. These funds are a 20% grant and 80% loan paid back over 20 years at 2% interest.
- The WPCA will continue to repair or replace older equipment both at the treatment facilities and pump stations based upon an evolving priority list using the bond monies made available in 2020.
- Two projects, Plant water systems for all three facilities and the River Road pump station upgrade will go out to contract in 2023.
- The WPCA will continue to assist the general public who may have questions or requests for connections to the sewer system.
- Update the sewer billing system.

MAJOR BUDGET CHANGES AND COMMENTARY:

- The annual Town subsidy to the WPCA has been reduced to \$150,000 for fiscal 23/24.
- Overall inflation has significantly increased the cost of the contract with Veolia which is tied to the CPI. Increases based on the CPI occur each November in the contract period.
- The WPCA continues to have to supplement the operating budget through its Maintenance and Development account. Funding for this account comes from sewer connection fees. With the bond funds, the WPCA should not have to dip into this account as often.
- Inflation has also affected the price of equipment and materials. As well as the time it takes to receive these items.

DEPARTMENTAL STAFFING:

The Water Pollution Control Authority is staffed by:

- The WPCA Director with a fully loaded salary of \$117,931, *paid out of the WPCA operating budget.*

- The WPCA Assistant Director with a fully loaded salary of \$87,624, *paid out of the WPCA operating budget*.
- One Fiscal Assistant and one-half Administrative Assistant positions, with fully loaded wages of \$100,424.

Note 1: “Fully loaded salary” includes wages, longevity pay, payroll taxes, and any pension plan or 401a contributions, but does not include health benefits.

WPCA CAPITAL IMPROVEMENT PROJECT (CIP) REQUESTS:

The WPCA is requesting the following CIP projects for the 2023/24 fiscal year.

- \$25,000 for a climate resiliency study of pumping stations.
- \$10,000 for evaluation and replacement of WPCA billing system.

Mystic Interceptor:

The WPCAs top priority is to complete the 3 emergency repairs using the bond fund. Complete the overall rehab through the use of Clean Water Funds from CT DEEP.

Pump Station Rehabilitation:

Using the bond funding the WPCA will continue planned upgrades to the sewage pumping stations. River Road PS upgrade will be partially funded through a \$720,000 grant from the EPA. Specific information on the work to be done at these stations is listed under the request for bond funding.

**TOWN OF STONINGTON
GENERAL FUND EXPENDITURES
2023-2024 TOWN MEETING PROPOSED BUDGET**

LINE #	ORG/OBJ	DEPARTMENT OF PUBLIC WORKS	2019-2020 ACTUAL EXPENDED	2020-2021 ACTUAL EXPENDED	2021-2022 ACTUAL EXPENDED	2022-2023 ADOPTED BUDGET	2022-2023 REVISED BUDGET	2022-2023 PROJECTED ACTUAL	2023-2024 DEPARTMENT REQUEST	2023-2024 FIRST SELECTMAN'S PROPOSED BUDGET	2023-2024 BOARD OF FINANCE PROPOSED BUDGET	AMOUNT INCREASE/ (DECREASE) OVER PY ADOPTED BUDGET	% CHANGE OVER PY ADOPTED BUDGET	% CHANGE OVER PY REVISED BUDGET
1	10156	WATER POLLUTION CONTROL AUTHORITY												
2	80075	Clerical	81,316	83,169	85,498	83,605	82,946	82,946	84,124	84,124	84,124	519	0.62%	1.42%
3	80089	Longevity	2,110	2,245	2,380	2,515	2,515	2,515	1,380	1,380	1,380	(1,135)	-45.13%	
4		Total Salaries	83,426	85,414	87,878	86,120	85,461	85,461	85,504	85,504	85,504	(616)	-0.72%	
5	80139	Consulting Services	-	-	-	1,000	1,000	1,000	1,000	1,000	1,000	-	0.00%	
6	80140	Postage	2,000	9,400	4,724	5,200	5,200	5,200	5,200	5,200	5,200	-	0.00%	
7	80141	Advertising	-	-	-	500	500	500	500	500	500	-	0.00%	
8	80142	Consumable Supplies	1,436	829	937	2,100	2,100	2,100	2,100	2,100	2,100	-	0.00%	
9	80143	Reproduction & Printing	1,261	73	2,880	1,500	1,500	1,500	1,500	1,500	1,500	-	0.00%	
10	80144	Telephone	75	108	71	125	125	125	125	125	125	-	0.00%	
11	80147	Equipment (Software Maintenance)	6,421	7,369	5,950	6,900	6,900	6,900	6,900	6,900	6,900	-	0.00%	
12		Total - Expenses	11,193	17,779	14,562	17,325	17,325	17,325	17,325	17,325	17,325	-	0.00%	
13	80189	Operations (Town Share)	250,000	250,000	250,000	250,000	250,000	250,000	250,000	250,000	150,000	(100,000)	-40.00%	
14		TOTAL - WPCA	344,619	353,193	352,440	353,445	352,786	352,786	352,829	352,829	252,829	(100,616)	-28.47%	-28.33%

DEPARTMENT OF POLICE SERVICES

FUNCTION DESCRIPTION:

The Stonington Police Department's function is to provide a variety of police services to the citizens of and visitors to the Town of Stonington. The type of services we provide and how they are provided have evolved over the years as the town has grown and the types of challenges we face have changed. We continue to respond to a variety of calls that consist of criminal complaints, medical calls, burglar alarms, motor vehicle accidents and other calls for service. As the town has grown commercially so has the daytime and event population. The town and businesses host many events throughout the year requiring more police services putting strains on equipment and personnel. As our department continues to enforce motor vehicle laws, criminal laws and town ordinances the way officers have traditionally investigated these incidents have evolved requiring our department to make advances in equipment and training. Our department continues to operate a Marine Unit for our large coastline and provide Animal Control services to the town. Our department provides educational programs for the schools and to the public. However, these programs had to be expanded to provide training to prepare our schools, department and the general public for any type of large-scale threat. Unfortunately, these types of trainings have become a necessity in the world we live in today.

This budget is being presented with transparency as a priority. These requests are made with the belief that it is important to present the departments needs that allow us to provide the public professional services while keeping our officers as safe as possible when performing their jobs. This is accomplished with proper training, equipment and staffing but it also includes their wellness and pride in their department. We have explored and implemented cost savings to present an honest clear picture of what we believe is required to meet our goals.

HIGHLIGHTS OF PRESENT YEAR OPERATIONS:

Policing as we have known it has changed and will continue to change. New legislation has impacted police operations and our budgets for the foreseeable future. Law Enforcement has recognized that criminal activity has shifted throughout the years now also being committed with online tools, phones and or computers. If these crimes are not concentrated on these platforms, they are often used during the commission of crimes. Some of the most dangerous criminal activity is occurring against our children, elderly and our finances are being stolen using web-based services, cell phones and computers. The Stonington Police Department is not currently equipped to properly and efficiently investigate these crimes. During the past few months, we have developed partnerships with our Federal Law Enforcement agencies and have been working with our States Attorney's Office to move towards sharing education opportunities and equipment for our officers. These trainings and equipment have come at no cost but we need to make financial investments in education and equipment if we are going to provide our officers the tools, they need to properly investigate these crimes. We continue to build the rank structure of our department to allow growth and opportunities within the department. With the recent promotions to the rank of

Deputy Chief, Captain, Lieutenant, and Sergeant we have tightened up our rank structure while pulling officers up through the ranks. The ability to add an entry level officer position while making promotions allowed us to provide opportunity without taking away from our Patrol Division which is the foundation of our department. Police recruitment has been a national issue and this has had an impact on our department as well. We have concentrated on what were the key attributes qualified applicants would look for in a Police Department. We are attempting to highlight these attributes to the dwindling pool of qualified applicants as we are currently attempting to fill three open positions in a competitive environment.

We are tentatively scheduled to provide police services for 50 events in the calendar year of 2023. Some of these events continue to increase in size causing strain on our officers. We recognize that these events provide an economic boost for a town that has a large tourist population that many businesses depend on. These events have also provided an overwhelming positive reception by our citizens and the people coming to visit our beautiful town. To properly provide police services during these events without taking away from our primary function we need to grow as a department. We fully recognize this starts with filling our vacant positions and continually moving towards providing these services as efficiently as possible.

OBJECTIVES FOR THE COMING YEAR:

- Continue to look for more ways to work more efficiently to reduce costs. We currently have reduced expenses by approximately \$56,000.00 by eliminating redundancies, updating technology, eliminating outdated services and reducing in areas we are able to during this budget year.
- Hire two fulltime Dispatchers to allow us to be fully staffed. As a PSAP we should have two dispatchers scheduled to work each shift. Comparable departments in size and town population have met this acceptable standard as we continue to fall behind.
- Collaboration and teamwork with all schools to provide safety plans, training and participate in safety drills. In the past few months, we have experienced three separate incidents that have caused our department to respond and work closely with all of the schools to provide security during incidents of threats.
- Continue to expand our recruitment efforts to assist us in filling our three open officer positions.
- Continued discussions on radio communication systems on a state and regional basis with the hopes of transferring our current maintenance costs to the state.
- Continued response to the Heroin crisis including enforcement and community education.
- Continue to complete all the necessary training for personnel required by state mandates.
- Replace a retiring Patrol K-9 while exploring the addition of a second K-9 using funds from asset forfeiture accounts and other donation accounts. The veterinary expenses have also been provided at no cost for the last three K-9's at our department. The contractual requirement to provide a handler 20 minutes a day of overtime for care and maintenance of the K-9 will continue for each officer.
- Provide dedicated motor vehicle enforcement patrols to assist in the increased aggressive driving and motor vehicle complaints.

- Continue to enhance video capabilities while streamlining services and using new technology to reduce costs.
- Manage our current event schedule to streamline the process giving our officers more advance notice allowing them to plan their schedules. Also allow event planners to know the approximate cost of police services well in advance of the event.
- Provide advanced training for our boat operators so they are properly equipped to deal with the increased boating population and mutual aid requests.
- Build a digital forensic laboratory at the Police Department allowing officers to properly investigate crimes involving cell phones, computers, crypto currencies and web-based crimes.
- As the Stonington Police Department moves the position of the Emergency Management Director into the Police Department, we will work on providing an area to fully accommodate departments responding to the Emergency Operations Center.
- Fulfill our unfunded mandate of becoming accredited.

MAJOR BUDGET CHANGES AND COMMENTARY:

- A contractual increase to salaries due to a COLA adjustment of 2.8%
- After making four promotions and the approval of an additional entry level position this will increase the budget by approximately 2.1%.
- The request to hire two full time dispatchers. Current staffing does not allow two dispatchers on all shifts, which is not within the best industry practices. The possible points of failure connected to multiple incidents occurring at the same time, with only one dispatcher on duty, should be addressed by the ability to schedule two dispatchers. The ability for a dispatcher to provide accurate and timely information to 911 callers and officers during emergencies is crucial. We have had several examples of this occurring while one dispatcher was scheduled leaving us vulnerable to mistakes. The entry level cost of a new dispatcher is approximately \$54,142.40 not inclusive of all benefits. This would be an approximate increase of 1.6%
- We have made adjustments to reduce costs by approximately \$56,000.00 or just under 1% of the budget.
- We have requested line-item increases of \$168,272 an approximate 2.5% increase.
- These requested increases are as follows,
 - a) 80048 - Boating Safety + 7,000.00 for increased costs.
 - b) 80049 - Training personnel + \$38,432.00 required training for new RMS system, + \$2,500 Mass incident training, + Boat open water training.
 - c) 80068 - School safety personnel + \$28,000, providing patrols of the schools and training for the schools to deal with active shooter training.

- d) 80082 - Regular overtime +\$66,000, to account for last budgets line-item transfer of \$66,000 to cover a deficit in overtime costs. These costs are primarily for **non-discretionary** overtime expenses incurred when adhering to mandates and minimal staffing requirements. The current projected deficit for this budget year is \$75,000.00.
- e) 80140 - postage + \$90.00, increased costs.
- f) 80141 - Advertising + \$1,800.00, recruitment expenses to fill open positions.
- g) 80142 - Consumable supplies +\$900.00, increased costs.
- h) 80194 - Canine program +\$3,500.00, to equip a second K-9 that can be purchased from current Asset Forfeiture Accounts. We have just retired our current K-9 and will have a new K-9 Officer and K-9 starting in January of 2023. We hope to start a second K-9 in September of 2023. Financial and veterinary donations along with asset forfeiture funds continue to make this necessary program strong.
- i) 80500 Furniture and equipment - +\$2,000.00, to begin the purchase of furniture for the Emergency Operations Center. Total estimated cost is \$53,931.41.
- j) 80508 – Physical & Phycological examinations + \$2,500.00, continued state mandate.
- k) 80521 - Boating safety +\$1,000.00, Increased storage and maintenance costs.
- l) 80522 - Building maintenance + \$3,000.00, We have pulled a permit at Town Hall to add a wall to create a room to provide records storage to meet the accreditation state mandate. This will be done by our staff reducing the costs to material only.
- m) 80525 - Law enforcement Council + \$800.00, increase in membership fee.
- n) 80540 - Consumable supplies + \$2,000.00, increase of ammunition costs.
- o) 80542 - Training +\$6,000.00, training, travel and equipment for our Honor Guard replacing members. We are expected to provide Honor Guard representatives from our department to the Connecticut Police Memorial ceremonies each year, to Police Officer killed in the line of duty funerals, for parades and other required events. This is done by officers primarily on a voluntary basis. The uniforms, equipment and training are specialized and as an organized Law Enforcement agency we are expected to provide these specialty officers when requested.
- p) 80562 - Oil & Lubrication +\$250.00, increased costs.
- q) 80563 - Parts & Labor + \$1,500.00, increased costs.
- r) Line added - Traffic Enforcement + \$15,000.00, allows 45 days of 4 hour shifts to provide directed Traffic Enforcement in areas identified as dangerous by reported accidents or reported aggressive driving. Due to patrol duties concentrated efforts in these areas are greatly reduced.
- s) Line added - Accident Reconstruction Equipment + \$2,000.00, we participate in a Regional Unit and are expected to keep updated equipment when investigating serious injury accidents.
- t) Line added – Cyber Security Equipment + \$10,000.00, we are currently receiving training and equipment from the United States Secret Service to allow us to investigate crimes we were not able to in the past. Due to the incredible need to be able to investigate these crimes and collect digital evidence we have begun working on participating in a Regional Cyber Security Unit headed by the States Attorney’s Office. Despite the thousands of dollars of equipment and training the USSS has agreed

to provide us we still need additional training and equipment. The estimated cost of one piece of equipment used to retrieve evidence from apple products is \$28,000.00.

- u) Line added – Peer Support Program + \$6,500.00, This is a state mandate and provides officers the ability to provide programs, support and moral building events. This is all done in an effort to reduce work related stress and mental health related tragedies.

DEPARTMENTAL STAFFING:

The Police Department and Dispatch Center are staffed by:

Police Department – Uniformed (40 Fulltime Sworn Officers, 1 Reserve Officer)

- (1) Chief of Police at a fully loaded salary of \$188,007.
- (1) Deputy Chief at a fully loaded salary of \$183,050.
- (1) Captain position with a fully loaded salary of \$178,154.
- (2) Lieutenants with fully loaded salaries of \$315,141.
- (7) Sergeants, one of whom is a detective, with fully loaded salaries of \$989,640.
- (28) Officers, ***One New Position Request***, three of whom are Detectives, with fully loaded salaries of \$4,021,848, including overtime and training.

Police Department – Dispatch and Civilian

- (8) Fulltime Dispatchers, ***One New Position Requests***, with fully loaded salaries of \$664,720, plus a \$26,000 provision for overtime.
- (1) and one-half (1/2) Building Maintainer positions with fully loaded wages of \$120,958.
- Two (2) Records Clerks one (1) Administrative Assistant with fully loaded wages of \$194,343.
- (1) and one-half (1/2) Animal Control Officers with fully loaded wages of \$82,122.
- (1) One civilian Records/Dispatch Supervisor with fully loaded wages of \$90,708.
- (1) Community Service Officer (CSO), and (1) Reserve Special Officer, budgeted at \$10,000 each.
- (3) Crossing Guards budgeted at \$37,000.

POLICE DEPARTMENT CIP REQUESTS:

- **Replacement of an outdated Records Management System of \$225,107**
This would be requested over 3 budget years at (1) \$95,000.00, (2) \$95,000.00, (3) \$35,107.

The Records management System is the primary computer system the Police department relies on to operate. This system ties in most all of the technologies that allow the department to dispatch officers and enable them to perform their jobs. The department would not be able to operate efficiently or effectively without this system. The department is unable to meet many of the state requirements to be accredited without this system in place and operating properly. The Police Departments current system provider (Central Square) has discontinued updates or fixes to current problems and issues and are requiring us to purchase into a new system with them to move forward at a quoted cost of \$335,519.56. The department along with IT conducted a due diligence search for an alternative RMS system to the current company. NEXGEN was found not only to be a much superior product but a less expensive option in the opinion of the members of the search team. With the current RMS system provider not continuing with the current system it is rapidly becoming obsolete and not allowing Officers to properly perform the functions of their jobs. This includes but not limited to electronic legal updates provided by the state, E-Ticketing required by the state and evidence submission to the State Forensic Laboratory that is moving primarily to electronic submission.

- **Police Vehicle Replacement of \$210,000.00**

The vehicles within the departments fleet are a critical factor in providing police services to the town of Stonington. A safe and mechanically sound fleet ensures public safety and immediate response during calls for service. The proper maintaining of the department's fleet has shown to reduce maintenance costs. The hourly rate for emergency equipment upfitting has increased from \$65.00 an hour to \$95.00 and is currently at the same level as contract pricing in CT. Vehicle use revenue has been as follows, 2022/2023 \$47,819, 2021/2022 \$48,331, 2020/2021 \$98,631.

- **MDT replacement of \$19,000.00**

The mobile data terminals (MDT) are used on a daily basis and allows for officers to do their work from the road in turn keeping a presence in the field. This system provides real-time information to on scene officers that assists in their investigations as well as provides an aspect of officer safety. These computers are essential when performing traffic stops and processing information. These in car computers age quickly and need to be upgraded technologically. Gradual replacement spreads out the cost of upgrades. State mandate requires us to have operational camera system in Patrol Vehicles. Without operational MDT's we cannot deploy the vehicle as the MDT is required to operate the camera system.

- **Surveillance cameras \$20,000.00**

Surveillance cameras are placed at high traffic areas throughout town. These cameras provide officers with the ability to search through video evidence and have been invaluable when used to solve crimes. These cameras also allow instant monitoring of an area from our centralized dispatch freeing up officers when responding to reported crimes or when needed to monitor for public safety. Properly updated and operational surveillance cameras continue to show on a national and state level their vital importance in helping solve some of the most serious cases Law Enforcement faces. These cameras also allow us to monitor weather events and multiple areas at one time.

- **Body cam / Cruiser Cam \$82,241**

Connecticut Bill 6004 (section-19 pg.28 line 837) mandates that ALL Connecticut police departments issue body worn cameras to all sworn personnel as well as install & maintain in-cruiser cameras. This was partially funded (30% for 2021 only) mandate to equip all law enforcement personnel with body cameras and cameras in cruisers.

- **Technology Upgrade \$10,000.00**

Law Enforcement is constantly facing the challenge of keeping up with new technology that allows us to continue to meet our mandates and expected levels of service to the town. This fund will continue to be used to replace aging infrastructures within the department so that the cost had been spread over time. This fund may also be used for large technology purchase and continued upgrades.

**TOWN OF STONINGTON
GENERAL FUND EXPENDITURES
2023-2024 TOWN MEETING PROPOSED BUDGET**

LINE #	ORG/OBJ	DEPARTMENT OF POLICE SERVICES	2019-2020 ACTUAL EXPENDED	2020-2021 ACTUAL EXPENDED	2021-2022 ACTUAL EXPENDED	2022-2023 ADOPTED BUDGET	2022-2023 REVISED BUDGET	2022-2023 PROJECTED ACTUAL	2023-2024 DEPARTMENT REQUEST	2023-2024 FIRST SELECTMAN'S PROPOSED BUDGET	2023-2024 BOARD OF FINANCE PROPOSED BUDGET	AMOUNT INCREASE/ (DECREASE) OVER PY ADOPTED BUDGET	% CHANGE OVER PY ADOPTED BUDGET	% CHANGE OVER PY REVISED BUDGET
1	10161	POLICE SERVICES												
2	80027	Salary of Chief	121,385	124,489	136,849	127,796	128,405	128,405	135,967	135,967	135,967	8,171	6.39%	5.89%
3	80105	Salary of Deputy Chief	-	-	-	-	126,515	126,515	130,040	130,040	130,040	130,040	0.00%	2.79%
4	80028	Salary of Captain	112,934	115,854	118,965	118,965	123,290	123,290	126,709	126,709	126,709	7,744	6.51%	2.77%
5	80029	Salary of Lieutenants	197,873	202,760	208,135	208,341	214,591	214,591	220,292	220,292	220,292	11,951	5.74%	2.66%
6	80030	Salary of Sergeants	538,117	559,049	656,943	657,518	677,244	677,244	693,074	693,074	693,074	35,556	5.41%	2.34%
7	80045	Salary of Regular Officers	2,269,142	2,099,238	2,130,107	2,375,213	2,331,350	2,331,350	2,459,532	2,459,532	2,459,532	84,319	3.55%	5.50%
8	80047	Janitorial/Maintenance Salary	86,801	83,932	78,927	95,564	98,628	98,628	101,402	101,402	101,402	5,838	6.11%	2.81%
9	80048	Boating Safety Personnel	15,520	13,405	14,667	17,000	17,000	17,000	21,000	24,000	24,000	7,000	41.18%	41.18%
10	80049	Training Personnel Services	96,319	86,292	119,401	108,000	108,000	108,000	149,932	149,932	149,932	41,932	38.83%	38.83%
11	80050	Communication Spec.-Salaries	413,136	397,936	421,926	430,934	434,034	434,034	594,402	594,402	540,280	109,346	25.37%	24.48%
12	80051	Communication Spec.-Overtime	20,788	34,613	50,981	26,000	26,000	26,000	26,000	26,000	26,000	-	0.00%	0.00%
13	80052	Communication Spec.-Uniforms	3,150	3,150	3,150	3,800	3,800	3,800	3,800	3,800	3,800	-	0.00%	0.00%
14	80053	Community Service Officers	14,175	9,978	18,550	25,000	25,000	25,000	10,000	10,000	10,000	(15,000)	-60.00%	-60.00%
15	80060	Special Officers	8,964	1,753	3,292	10,000	10,000	10,000	10,000	10,000	10,000	-	0.00%	0.00%
16	80061	Police Commission Clerical	1,375	1,375	1,522	1,500	1,500	1,500	1,500	1,500	1,500	-	0.00%	0.00%
17	80062	School Crossing Guards	36,078	24,828	30,879	37,000	37,000	37,000	37,000	37,000	37,000	-	0.00%	0.00%
18	80063	Animal Control Salaries	58,040	57,995	67,530	68,050	70,092	70,092	72,259	72,259	72,259	4,209	6.19%	3.09%
19	80068	School Safety Personnel	10,862	-	4,954	5,000	5,000	5,000	33,000	33,000	33,000	28,000	560.00%	560.00%
20	80075	Clerical Salaries	144,884	151,367	140,968	154,864	151,824	151,824	161,379	161,379	161,379	6,515	4.21%	6.29%
21	80097	Police Support Specialist	-	-	31,442	75,000	77,250	77,250	79,413	79,413	79,413	4,413	5.88%	2.80%
22	80082	Regular Overtime- Officers	150,226	186,186	254,634	175,000	175,000	175,000	241,000	241,000	241,000	66,000	37.71%	37.71%
23	80527	Paid Holidays	181,720	170,884	183,216	197,308	192,561	192,561	216,159	223,445	223,445	26,137	13.25%	16.04%
24	80089	Longevity	43,125	50,100	47,975	49,230	49,230	49,230	45,880	45,880	45,880	(3,350)	-6.80%	-6.80%
25	80528	Accrued Leave Pay-out - A Days	-	186,600	31,551	98,426	98,426	98,426	-	-	-	(98,426)	-100.00%	-100.00%
26		<i>Traffic Enforcement</i>	-	-	-	-	-	-	15,000	15,000	15,000	15,000	0.00%	
27		Total - Salaries	4,524,614	4,561,784	4,756,564	5,065,509	5,181,740	5,181,740	5,584,740	5,595,026	5,540,904	475,395	9.38%	
28	80140	Postage	1,430	1,518	1,009	1,500	1,500	1,500	1,590	1,590	1,590	90	6.00%	
29	80141	Advertising	-	928	6,162	1,200	1,200	1,200	3,000	3,000	3,000	1,800	150.00%	
30	80142	Consumable Supplies	11,699	13,769	15,455	15,000	15,000	15,000	15,900	15,900	15,900	900	6.00%	
31	80143	Reproduction & Printing	3,833	3,678	6,303	5,000	5,000	5,000	2,000	2,000	2,000	(3,000)	-60.00%	
32	80147	Equipment	8,153	11,671	11,060	12,000	12,000	12,000	12,000	12,000	12,000	-	0.00%	
33	80150	Professional Associations & Publications	1,970	2,033	1,789	2,000	2,000	2,000	2,000	2,000	2,000	-	0.00%	
34	80190	Miscellaneous	7,851	7,721	6,995	7,000	7,000	7,000	7,000	7,000	7,000	-	0.00%	
35	80207	Accreditation Expenses	-	-	3,468	15,000	15,000	15,000	15,000	15,000	15,000	-	0.00%	
36		Total - Expenses	34,936	41,318	52,241	58,700	58,700	58,700	58,490	58,490	58,490	(210)	-0.36%	
37	80194	Canine Expenses	5,207	3,894	4,046	4,400	4,400	4,400	7,900	7,900	7,900	3,500	79.55%	
38	80520	Service Officer's Equipment	-	885	661	1,500	1,500	1,500	500	500	500	(1,000)	-66.67%	
39	80521	Boating Safety Expenses	12,719	11,093	12,429	13,000	13,000	13,000	14,000	14,000	14,000	1,000	7.69%	
40	80522	Building Maintenance	28,605	39,326	36,059	30,000	30,000	30,000	33,000	33,000	33,000	3,000	10.00%	
41	80523	Maintenance/Operation of Radios	86,161	90,048	95,785	90,000	90,000	90,000	61,000	61,000	61,000	(29,000)	-32.22%	
42	80524	Traffic Signs & Signals	38,370	43,943	43,711	44,000	48,000	48,000	44,000	48,000	48,000	4,000	9.09%	
43	80525	Law Enforcement Council	13,126	13,520	13,520	13,926	13,926	13,926	14,726	14,726	14,726	800	5.74%	
44	80526	Drug Program	3,304	2,472	5,065	5,500	5,500	5,500	2,500	2,500	2,500	(3,000)	-54.55%	
45		<i>Peer Support</i>	-	-	-	-	-	-	6,500	6,500	6,500	6,500	0.00%	
45		Total - Services	187,492	205,181	211,276	202,326	206,326	206,326	184,126	188,126	188,126	(14,200)	-7.02%	
46	80515	Regular Officers	28,812	28,111	29,088	29,000	29,000	29,000	29,000	29,000	29,000	-	0.00%	
47	80516	Special Officers	194	-	633	1,000	1,000	1,000	1,000	1,000	1,000	-	0.00%	
48	80517	Outfitting New Officers	5,326	5,365	13,219	6,500	6,500	6,500	6,500	6,500	6,500	-	0.00%	
49		Uniforms - Regular Officers	34,332	33,476	42,940	36,500	36,500	36,500	36,500	36,500	36,500	-	0.00%	

**TOWN OF STONINGTON
GENERAL FUND EXPENDITURES
2023-2024 TOWN MEETING PROPOSED BUDGET**

LINE #	ORG/OBJ	DEPARTMENT OF POLICE SERVICES	2019-2020 ACTUAL EXPENDED	2020-2021 ACTUAL EXPENDED	2021-2022 ACTUAL EXPENDED	2022-2023 ADOPTED BUDGET	2022-2023 REVISED BUDGET	2022-2023 PROJECTED ACTUAL	2023-2024 DEPARTMENT REQUEST	2023-2024 FIRST SELECTMAN'S PROPOSED BUDGET	2023-2024 BOARD OF FINANCE PROPOSED BUDGET	AMOUNT INCREASE/ (DECREASE) OVER PY ADOPTED BUDGET	% CHANGE OVER PY ADOPTED BUDGET	% CHANGE OVER PY REVISED BUDGET
50	80500	Furniture & Equipment	1,997	2,105	3,000	3,000	3,000	3,000	5,000	5,000	5,000	2,000	66.67%	
51	80506	Telecommunications	101,837	107,371	110,971	115,000	115,000	115,000	110,000	110,000	110,000	(5,000)	-4.35%	
52	80507	Retirement Fund	752,932	786,733	901,637	990,000	1,053,000	1,053,000	1,180,000	1,162,000	1,320,000	330,000	33.33%	25.36%
53	80508	Physicals & Psychological Reviews	3,039	8,908	11,735	20,000	20,000	20,000	22,500	22,500	22,500	2,500	12.50%	
54	80509	Educational Incentive	-	1,881	10,579	2,500	2,500	2,500	2,500	2,500	2,500	-	0.00%	
55	88360	Cyber Security	-	-	-	-	-	-	10,000	10,000	10,000	10,000	0.00%	
56		Accident Reconstruction Equipment	-	-	-	-	-	-	2,000	2,000	2,000	2,000	0.00%	
57		Total - Headquarters' Expense	859,805	906,998	1,037,922	1,130,500	1,193,500	1,193,500	1,332,000	1,314,000	1,472,000	341,500	30.21%	
58	80530	Postage	26	100	-	100	100	100	100	100	100	-	0.00%	
59	80531	Advertising	-	-	370	370	370	370	370	370	370	-	0.00%	
60	80532	Consumable Supplies	-	145	-	300	300	300	300	300	300	-	0.00%	
61	80535	Miscellaneous	845	1,023	684	750	750	750	750	750	750	-	0.00%	
62		Total - Police Commission Expense	871	1,268	1,054	1,520	1,520	1,520	1,520	1,520	1,520	-	0.00%	
63	80540	Consumable Supplies	11,703	19,716	12,938	15,000	15,000	15,000	17,000	17,000	17,000	2,000	13.33%	
64	80541	Miscellaneous	-	-	-	1,500	1,500	1,500	1,500	1,500	1,500	-	0.00%	
65	80542	Training	13,536	20,044	14,595	18,000	18,000	18,000	24,000	24,000	24,000	6,000	33.33%	
66		Total - Regular & Reserve Training Expense	25,239	39,760	27,533	34,500	34,500	34,500	42,500	42,500	42,500	8,000	23.19%	
67	80550	Telephone	631	645	853	650	650	650	650	650	650	-	0.00%	
68	80551	Clothing Allowance	600	1,000	897	1,000	1,000	1,000	1,000	1,000	1,000	-	0.00%	
69	80552	Professional Services	1,282	5,981	4,628	2,000	2,000	2,000	2,000	2,000	2,000	-	0.00%	
70	80553	Building Maintenance	1,512	2,148	2,455	2,000	2,000	2,000	9,000	9,000	9,000	7,000	350.00%	
71		Total - Animal Control Expenses	4,025	9,774	8,833	5,650	5,650	5,650	12,650	12,650	12,650	7,000	123.89%	
72	80560	Equipment (Emergency Vehicles)	5,800	6,148	5,902	6,000	6,000	6,000	6,000	6,000	6,000	-	0.00%	
73	80561	Unleaded Gasoline	72,023	32,428	80,755	90,000	104,100	104,100	90,000	90,000	90,000	-	0.00%	
74	80562	Oil & Lubrication	3,000	1,264	2,848	3,000	3,000	3,000	3,250	3,250	3,250	250	8.33%	
75	80563	Parts & Labor	39,393	37,165	42,441	41,000	41,000	41,000	42,500	42,500	42,500	1,500	3.66%	
76	80564	Tires	7,000	6,930	7,345	7,000	7,000	7,000	7,000	7,000	7,000	-	0.00%	
77		Total - Maint. & Operation of Vehicles	127,216	83,935	139,291	147,000	161,100	161,100	148,750	148,750	148,750	1,750	1.19%	
78		TOTAL POLICE SERVICES	5,798,530	5,883,494	6,277,654	6,682,205	6,879,536	6,879,536	7,401,276	7,397,562	7,501,440	819,235	12.26%	9.04%

DEPARTMENT OF HUMAN SERVICES

FUNCTION DESCRIPTION

Our mission is to foster a more collaborative community by connecting residents with resources, support and facilities that provide the framework for a healthy and fulfilling life in the Town of Stonington. The Department is comprised of four divisions: Social Services, Recreation, Youth and Family Services and Senior Services. The divisions are interdependent in order to effectively utilize department-wide resources to best serve the residents of Stonington

HIGHLIGHTS OF PRESENT YEAR OPERATIONS

All divisions continue to work closely with the Town's robust network of non-profit organizations. Our mutual goal remains the same – focusing on strong collaboration, which avoiding duplication, to meet gaps in services and programs for residents of all ages.

• **SOCIAL SERVICES**

- Launched the **Housing Rehabilitation Program** (supported with ARPA funds), providing loans for low to moderate income property owners for eligible housing rehabilitation work.
- Provided 24/7 assistance to fellow Departments and/or first responders finding themselves in need of **emergency relocation services** for residents displaced due to condemnations; tenant/landlord issues; fires and other emergency circumstances.
- Continue to provide the only in-town, unbiased resource for insurance plan choices to Medicare-eligible residents. In FY21-22, ninety-minute **Medicare CHOICES** counseling sessions were provided to (116) Stonington residents – providing critical assistance in determining which insurance plans best suited their needs.
- With the addition and expansion to affordable housing opportunities within the community (Threadmill; Spruce Meadows/Ridge; Birchwood Farms), as well as a general shift in the socioeconomic climate, the Division has experienced a dramatic **increase in demand for services**. From FY15-16 to FY20-21, social services contacts fielded and services provided increased by 83% – from 5,957 to 10,941.

• **RECREATION**

- **Established a formal policy/procedure** for the **naming and dedication** of Town parks, facilities and/or recreational amenities.
 - Trail blazing, in partnership with Boy Scout Troop 9, in Spellman Park culminating in the dedication of the “Red Trail” to Coach Tom McCoy.
- Broke ground on the **George Crouse Tennis Court** renovation project, featuring (6) tennis courts; (2) pickleball courts; new fencing with windscreens; post-tension concrete; lights and walkway.

- **Raised over \$20,000** to develop and open the **Far-Flung Disc Golf Course** at Spellman Park. The 9-hole course is free and open to the general public during normal park hours.
- Coordinated and facilitated a **diverse program catalog**, featuring over (50) offerings in FY21-22.
- **YOUTH & FAMILY SERVICES**
 - **Secured over \$15,000 in grant funds** to move a variety of **positive prevention and safe community-based programs** and events forward – Overdose Awareness Day; free mental health and wellness trainings; counseling services; vaping education and prevention;
 - Partnered with the Stonington Beautification Committee to facilitate **seasonal community activities**, featuring a Scarecrow Contest in the fall and Holiday Decorating Contest in the winter.
 - **Increase in mental health and wellness offerings**, as well as continued promotion of prevention work (included but not limited to, prescription drug take-back days, educational workshops and information dissemination on current substance trends).
 - **Revitalized in person programs from Birth to 65+** - featuring Mommy (Caregiver) and Me classes; affordable Preschool, located at Stonington High School; Young Adult Social Club for residents with disabilities; day trips; after school and summer offerings; enrichment and education program opportunities (such as babysitting and CPR certification) and community festivals.
- **SENIOR SERVICES**
 - Navigated resident referrals **State of CT Protection for the Elderly** system, protecting the health and safety of Stonington's most vulnerable population.
 - Specialized case management home visits were rolled out for those residents in need of **cognitive support**, such as Alzheimer's Disease and Dementia.
 - As in person programming resumed, **day trips and in-person enrichment programs** were revitalized.
 - **Outreach to bring holiday cheer** was conducted at local senior housing facilities through deliveries of Thanksgiving fruit baskets, as well as holiday floral arrangements.

OBJECTIVES FOR THE COMING YEAR:

- Expand upon our collaborations to increase our outreach and connectivity to the entire population of the Town.
- Re-open the George Crouse Tennis / Pickleball Courts.
- Finalize staffing and program planning for the Mystic River Boathouse Park.
- Facilitate necessary upgrades to our internal web-based tracking system.
- Continue to seek out grant opportunities to support Department programming and facility upgrades, as needed.

MAJOR BUDGET CHANGES AND COMMENTARY:

- Add a 25 hour/week PT Program Coordinator / Case Manager to the existing team to assist with the increased demands placed on the Department.

DEPARTMENTAL STAFFING:

The Human Services Department is staffed by:

- Director of Human Services with a fully loaded salary of \$126,628; Social Services Administrator with a fully loaded salary of \$97,695; Youth and Family Services Administrator with a fully loaded salary of \$92,527; Human Services Specialist with a fully loaded salary of \$91,318; Community Outreach Specialist with fully loaded wages of \$70,263; Recreation Administrator with a fully loaded salary of \$92,800.
- (1) Full-Time Clerical Staff with fully loaded wages of \$45,676.
- (1) Part-Time Preschool Head Teacher with fully loaded wages of \$39,352, \$23,344 of which will run through the Youth Service Activity special revenue fund.
- (3) Part-Time Program Coordinators with fully loaded wages of \$65,299, \$20,141 of which run through the Youth Service Activity special revenue fund.
- (3) Part-Time Mental Health Counselors with fully loaded wages of \$43,060.
- (1) Full-Time Recreation Program Coordinator with fully loaded wages of \$50,919.

Note 1: “Fully loaded salary” includes wages, longevity pay, payroll taxes, and any pension plan or 401a contributions, but does not include health benefits.

HUMAN SERVICES CIP REQUESTS:

None

**TOWN OF STONINGTON
GENERAL FUND EXPENDITURES
2023-2024 TOWN MEETING PROPOSED BUDGET**

LINE #	ORG/OBJ	DEPARTMENT OF HUMAN SERVICES	2019-2020 ACTUAL EXPENDED	2020-2021 ACTUAL EXPENDED	2021-2022 ACTUAL EXPENDED	2022-2023 ADOPTED BUDGET	2022-2023 REVISED BUDGET	2022-2023 PROJECTED ACTUAL	2023-2024 DEPARTMENT REQUEST	2023-2024 FIRST SELECTMAN'S PROPOSED BUDGET	2023-2024 BOARD OF FINANCE PROPOSED BUDGET	AMOUNT INCREASE/ (DECREASE) OVER PY ADOPTED BUDGET	% CHANGE OVER PY ADOPTED BUDGET	% CHANGE OVER PY REVISED BUDGET
1	10171	OFFICE OF HUMAN SERVICES												
2	80031	Human Services Director	83,233	95,397	97,972	97,972	100,911	100,911	103,737	103,737	103,737	5,765	5.88%	2.80%
3	80032	Social Services Administrator	75,480	69,464	71,681	71,680	73,830	73,830	75,898	75,898	80,000	8,320	11.61%	8.36%
4	80033	Youth & Family Services Administrator	68,364	67,704	71,750	71,680	73,830	73,830	75,898	75,898	75,898	4,218	5.88%	2.80%
5	80397	Human Services Specialist	-	57,828	61,603	69,865	71,961	71,961	75,898	75,898	80,000	10,135	14.51%	11.17%
6	80035	Youth Services Program Salaries	30,804	29,064	25,805	43,020	44,311	44,311	45,120	56,819	56,819	13,799	32.08%	28.23%
7	80065	Counseling Services	26,561	36,720	41,884	36,000	36,000	36,000	40,000	40,000	40,000	4,000	11.11%	11.11%
8	80096	Community Outreach Specialist	-	-	40,810	60,140	60,140	60,140	61,824	61,824	61,824	1,684	2.80%	2.80%
9	80075	Clerical	68,670	34,407	34,549	37,019	38,130	38,130	40,040	40,040	40,040	3,021	8.16%	5.01%
10	80089	Longevity	3,720	2,600	2,830	3,060	3,060	3,060	3,440	3,440	3,440	380	12.42%	
11		Total - Salaries	356,832	393,184	448,884	490,436	502,173	502,173	521,855	533,554	541,758	51,322	10.46%	
12	80140	Postage	2,000	3,500	4,000	4,000	4,000	4,000	7,000	7,000	7,000	3,000	75.00%	
13	80142	Consumable Supplies	1,498	1,425	1,499	2,000	2,000	2,000	2,000	2,000	2,000	-	0.00%	
14	80144	Telephone	2,200	2,200	2,200	2,200	2,200	2,200	3,600	3,600	3,600	1,400	63.64%	
15	80147	Equipment, licensing, and Repairs	2,983	3,000	3,000	3,000	3,000	3,000	6,000	6,000	6,000	3,000	100.00%	
16	80149	Reproduction and Printing	5,137	5,150	5,040	5,150	5,150	5,150	6,150	6,150	6,150	1,000	19.42%	
17	80150	Professional Associations & Publications	1,435	1,443	1,355	1,700	1,700	1,700	1,700	1,700	1,700	-	0.00%	
18	80169	Youth & Family Services Program Expenses	7,767	8,007	7,998	8,000	8,000	8,000	10,000	10,000	10,000	2,000	25.00%	
19	80170	General Assistance	22,967	27,406	66,168	50,000	50,000	50,000	50,000	50,000	50,000	-	0.00%	
20	80310	Furniture & Equipment	1,300	1,478	2,000	2,000	2,000	2,000	2,000	2,000	2,000	-	0.00%	
21	80314	Training & Education	184	60	1,476	1,500	1,500	1,500	1,500	1,500	1,500	-	0.00%	
22		Total - Expenses	47,471	53,669	94,736	79,550	79,550	79,550	88,950	89,950	89,950	10,400	13.07%	
23		TOTAL - OFFICE OF HUMAN SERVICES	404,303	446,853	543,620	569,986	581,723	581,723	610,805	623,504	631,708	61,722	10.83%	8.59%
24	10172	COMMISSION ON AGING												
25	80140	Postage	2,038	3,000	4,000	4,000	4,000	4,000	4,000	4,000	4,000	-	0.00%	
26	80149	Reproduction & Printing	1,030	1,100	1,500	1,500	1,500	1,500	1,500	1,500	1,500	-	0.00%	
27	80171	Program Expense	2,074	2,700	2,995	3,000	3,000	3,000	3,000	3,000	3,000	-	0.00%	
28		Total - Expenses	5,142	6,800	8,495	8,500	8,500	8,500	8,500	8,500	8,500	-	0.00%	
29		TOTAL - COMMISSION ON AGING	5,142	6,800	8,495	8,500	8,500	8,500	8,500	8,500	8,500	-	0.00%	0.00%
30	10173	RECREATION												
31	80036	Recreation Administrator	67,951	72,951	74,921	74,921	79,041	79,041	81,254	81,254	81,254	6,333	8.45%	2.80%
32	80086	Recreation Program Coordinators	37,805	40,946	44,478	42,079	43,341	43,341	44,554	44,554	44,554	2,475	5.88%	2.80%
33	80089	Longevity	200	250	450	550	550	550	650	650	650	100	18.18%	
34		Total - Salaries	105,956	114,147	119,849	117,550	122,932	122,932	126,458	126,458	126,458	8,908	7.58%	
35	80142	Consumable Supplies	2,732	2,977	3,095	4,000	4,000	4,000	4,000	4,000	4,000	-	0.00%	
36	80149	Reproduction and Printing	-	-	64	-	-	-	-	-	-	-	0.00%	
37	80171	Program Expense	7,500	7,500	7,995	8,400	8,400	8,400	8,400	8,400	8,400	-	0.00%	
38	80172	Equipment & Trophies	3,200	3,200	3,200	3,200	3,200	3,200	3,200	3,200	3,200	-	0.00%	
39	80173	Parts & Labor	4,500	4,972	4,500	4,600	4,600	4,600	4,600	4,600	4,600	-	0.00%	
40	80174	Utilities	4,500	4,519	4,535	5,500	5,500	5,500	6,000	6,000	6,000	500	9.09%	
41	80195	Professional Association/Training	1,000	745	927	1,000	1,000	1,000	1,000	1,000	1,000	-	0.00%	
42		Total - Expenses	23,432	23,913	24,316	26,700	26,700	26,700	27,200	27,200	27,200	500	1.87%	
43		TOTAL - RECREATION	129,388	138,060	144,165	144,250	149,632	149,632	153,658	153,658	153,658	9,408	6.52%	2.69%
44		TOTAL HUMAN SERVICES	538,833	591,713	696,280	722,736	739,855	739,855	772,963	785,662	793,866	71,130	9.84%	7.30%

**TOWN OF STONINGTON
GENERAL FUND EXPENDITURES
2023-2024 TOWN MEETING PROPOSED BUDGET**

LINE #	ORG/OBJ	DEPARTMENT OF HUMAN SERVICES	2019-2020 ACTUAL EXPENDED	2020-2021 ACTUAL EXPENDED	2021-2022 ACTUAL EXPENDED	2022-2023 ADOPTED BUDGET	2022-2023 REVISED BUDGET	2022-2023 PROJECTED ACTUAL	2023-2024 DEPARTMENT REQUEST	2023-2024 FIRST SELECTMAN'S PROPOSED BUDGET	2023-2024 BOARD OF FINANCE PROPOSED BUDGET	AMOUNT INCREASE/ (DECREASE) OVER PY ADOPTED BUDGET	% CHANGE OVER PY ADOPTED BUDGET	% CHANGE OVER PY REVISED BUDGET
45	10175	LIBRARIES												
46	80600	Westerly Public Library	93,000	118,000	118,000	118,000	118,000	118,000	118,000	118,000	118,000	-	0.00%	
47	80601	Stonington Free Library	162,000	212,000	212,000	212,000	212,000	212,000	212,000	212,000	212,000	-	0.00%	
48	80602	Mystic & Noank Library	86,500	111,500	111,500	111,500	111,500	111,500	111,500	111,500	111,500	-	0.00%	
49	80603	Stonington Historical Society	5,000	5,000	5,000	7,500	7,500	7,500	7,500	7,500	7,500	-	0.00%	
50		TOTAL - LIBRARIES	346,500	446,500	446,500	449,000	449,000	449,000	449,000	449,000	449,000	-	0.00%	0.00%
51	10176	OUTSIDE AGENCIES												
52	80131	Westerly Pops Concert	-	-	3,000	9,000	9,000	9,000	9,000	9,000	9,000	-	0.00%	
53	80620	Public Health & Nursing	22,500	20,000	20,000	20,000	20,000	20,000	20,000	20,000	20,000	-	0.00%	
54	80622	Pawcatuck Neighborhood Center	194,250	200,000	206,000	212,000	212,000	212,000	218,000	218,000	218,000	6,000	2.83%	
55	80623	Stonington Como Center	77,500	82,500	87,500	87,500	87,500	87,500	87,500	87,500	87,500	-	0.00%	
56	80625	Always Home (Formerly Mystic Area Shelter & Hospitality)	5,000	6,000	6,000	6,000	6,000	6,000	7,000	7,000	7,000	1,000	16.67%	
57	80627	Westerly Area Rest and Meals (WARM)	6,000	6,000	6,000	6,000	6,000	6,000	6,000	6,000	6,000	-	0.00%	
58	80629	PACE RI - Adult Day Center of Westerly (Formerly WADS)	10,000	10,000	10,000	1	1	1	-	-	-	(1)	-100.00%	
59	80631	Community Vocational Services (Olean Center)	4,000	4,000	4,000	4,000	4,000	4,000	4,000	4,000	4,000	-	0.00%	
60	80633	T.V.C.C.A.	8,000	8,000	8,000	10,000	10,000	10,000	11,000	11,000	11,000	1,000	10.00%	
61	80634	Stonington Prevention Council	1,000	1,000	1,000	1,000	1,000	1,000	1,000	1,000	1,000	-	0.00%	
62	80635	New London Homeless Hospitality Center	2,500	2,700	-	5,000	5,000	5,000	5,000	5,000	5,000	-	0.00%	
63	80636	Safe Futures, Inc.	2,000	4,000	5,000	5,000	5,000	5,000	5,000	5,000	5,000	-	0.00%	
64	80637	Sexual Assault Crisis Center	500	1,000	1,000	1,000	1,000	1,000	1,000	1,000	1,000	-	0.00%	
65	80638	New England Science & Sailing	-	-	-	-	-	-	-	-	-	-	0.00%	
66	80639	Stonington Cemetery	2,500	3,000	3,000	5,000	5,000	5,000	5,000	5,000	5,000	-	0.00%	
67	80640	Denison Pequotsepos Nature Center	5,000	5,000	7,500	7,500	7,500	7,500	7,500	7,500	7,500	-	0.00%	
68	80642	Ocean Community Chamber Foundation	2,000	2,000	2,000	2,000	2,000	2,000	2,000	2,000	2,000	-	0.00%	
69	80643	Stonington Arms	-	-	-	-	-	-	-	-	-	-	0.00%	
70	80648	Stanton Davis Homestead	-	3,000	-	-	-	-	-	-	-	-	0.00%	
71		<i>The ARC Eastern Connecticut</i>	-	-	-	-	-	-	1,000	1,000	1,000	1,000	0.00%	
72		<i>Eastern CT Conservation District</i>	-	-	-	-	-	-	1,500	1,500	1,500	1,500	0.00%	
73		TOTAL - OUTSIDE AGENCIES	342,750	358,200	370,000	381,001	381,001	381,001	391,500	391,500	391,500	10,499	2.76%	2.76%
74	10177	AMBULANCES & FIRE SERVICES												
75	80360	Stonington Ambulance	38,500	40,000	70,000	70,000	70,000	70,000	70,000	70,000	95,000	25,000	35.71%	
76	80361	Mystic River Ambulance	38,500	38,500	38,500	45,000	45,000	45,000	75,000	75,000	75,000	30,000	66.67%	
77	80362	Westerly Ambulance	42,500	42,500	42,500	75,000	75,000	75,000	100,000	100,000	100,000	25,000	33.33%	
78		Total - Ambulances	119,500	121,000	151,000	190,000	190,000	190,000	245,000	245,000	270,000	80,000	42.11%	42.11%
79	80364	Fire Department Dispatch	35,308	36,367	37,458	38,582	38,582	38,582	40,512	40,512	40,512	1,930	5.00%	
80		Total - Fire Services	35,308	36,367	37,458	38,582	38,582	38,582	40,512	40,512	40,512	1,930	5.00%	5.00%
81		TOTAL - AMBULANCES & FIRE SERVICES	154,808	157,367	188,458	228,582	228,582	228,582	285,512	285,512	310,512	81,930	35.84%	35.84%
82		TOTAL DEPARTMENT OF HUMAN SERVICES	1,382,891	1,553,780	1,701,238	1,781,319	1,798,438	1,798,438	1,898,975	1,911,674	1,944,878	163,559	9.18%	8.14%

EDUCATION

The following is a summary of expenditures for the 2023-2024 fiscal year as submitted by the Board of Education Department. Any questions regarding the education portion of this budget should be directed to Alisha Stripling, Director of Finance, Stonington Public Schools. She can be reached at 860-572-0506.

The detail budget book can be obtained at the Board of Education – Central Office.

**BOARD OF EDUCATION PROPOSED GLOBAL BUDGET
OVERVIEW BY OBJECT CODE - EXPENDITURES**

Object	Description	2019-2020 ACTUAL	2020-2021 ACTUAL	2021-2022 ACTUAL	2022-2023 ADOPTED BUDGET	2023-2024 PROPOSED BUDGET	PERCENT CHANGE
111	Administrative Salary	\$2,135,905	\$2,057,802	\$2,139,567	\$2,249,815	2,600,802	15.60%
113	Teacher Salary	\$14,343,397	\$14,528,354	\$14,354,665	\$14,255,407	15,569,569	9.22%
114	Secretarial Salary	\$1,001,887	\$1,019,257	\$1,019,177	\$1,058,830	996,289	-5.91%
115	Maintenance/Custodian Salary	\$1,293,812	\$1,319,197	\$1,392,379	\$1,441,565	1,452,783	0.78%
116	Nurse Salary	\$333,147	\$449,439	\$482,561	\$504,003	479,446	-4.87%
117	Paraeducators and Behavior Technician Salary	\$1,896,000	\$1,721,133	\$1,843,447	\$2,070,159	2,166,773	4.67%
118	Non-Certified Professionals	\$661,343	\$690,922	\$729,922	\$788,642	728,200	-7.66%
119	Food Service Salary	\$180,306	\$127,371	\$0	\$0	-	0.00%
120	Other Salaries	\$0	\$0	\$0	\$0	-	0.00%
123	Substitute Teacher	\$209,121	\$288,272	\$641,410	\$304,566	629,563	106.71%
124	Substitute Secretary	\$4,066	\$357	\$48,883	\$16,000	14,750	-7.81%
125	Substitute Maintenance/Custodian	\$37,055	\$16,961	\$49,946	\$26,956	29,116	8.01%
126	Substitute Nurse	\$160,332	\$18,473	\$42,372	\$10,000	10,000	0.00%
127	Substitute Paraeducator	\$68,680	\$43,961	\$46,671	\$45,100	59,900	32.82%
133	Added Teaching / Stipend Positions	\$333,710	\$368,123	\$520,801	\$638,954	730,496	14.33%
134	Secretarial Overtime	\$9,775	\$10,149	\$5,630	\$10,500	5,000	-52.38%
135	Maintenance/Custodian Overtime	\$64,570	\$51,806	\$61,165	\$31,000	42,000	35.48%
136	Nurse Overtime	\$2,185	\$2,802	\$974	\$0	8,000	100.00%
137	Paraeducator Overtime	\$7	\$528	\$487	\$0	-	0.00%
138	Technology Overtime	\$0	\$0	\$0	\$0	6,000	100.00%
153	Tutor Salary	\$143,754	\$71,305	\$183,267	\$146,700	179,956	22.67%
TOTAL WAGES		\$22,879,052	\$22,786,212	\$23,563,325	\$23,598,197	25,708,643	8.94%
200	OPEB	\$114,000	\$125,991	\$0	\$0	-	0.00%
210	Health Insurance	\$4,538,931	\$4,423,488	\$4,498,330	\$4,555,053	4,873,144	6.98%
211	Flex Plan	\$3,600	-\$145	\$0	\$18,000	5,000	-72.22%
214	Life Insurance	\$32,308	\$32,402	\$32,076	\$41,100	42,000	2.19%
215	Long Term Disability	\$7,611	\$5,980	\$6,409	\$7,700	7,700	0.00%
221	Town Pension	\$531,512	\$493,143	\$507,294	\$525,000	597,835	13.87%
223	FICA	\$241,003	\$262,706	\$293,172	\$289,516	308,883	6.69%
224	Medicare	\$311,397	\$327,364	\$351,970	\$377,912	386,840	2.36%
231	Workers Compensation	\$184,275	\$169,650	\$158,300	\$188,502	182,134	-3.38%
232	Unemployment	\$82,071	\$9,503	\$20,520	\$81,916	55,000	-32.86%
240	Course Credit	\$19,424	\$12,154	\$13,414	\$34,000	49,000	44.12%
250	Retirement	\$300,000	\$32,000	\$3,000	\$0	-	0.00%

**BOARD OF EDUCATION PROPOSED GLOBAL BUDGET
OVERVIEW BY OBJECT CODE - EXPENDITURES**

Object	Description	2019-2020 ACTUAL	2020-2021 ACTUAL	2021-2022 ACTUAL	2022-2023 ADOPTED BUDGET	2023-2024 PROPOSED BUDGET	PERCENT CHANGE
TOTAL EMPLOYEE BENEFITS		\$6,366,130	\$5,894,235	\$5,884,485	\$6,118,699	6,507,536	6.35%
311	Student Enrichment	\$10,537	\$11,877	\$14,332	\$17,840	19,015	6.59%
312	Professional Development	\$53,264	\$28,649	\$48,000	\$52,000	56,000	7.69%
313	Pupil Services/Athletic Trainer	\$147,887	\$149,418	\$95,281	\$142,341	142,341	0.00%
319	Prof/Tech Service	\$492,539	\$535,301	\$908,293	\$615,923	839,138	36.24%
332	In Town Travel	\$11,641	\$3,369	\$4,327	\$17,200	13,450	-21.80%
390	Referees	\$22,432	\$23,098	\$38,171	\$46,625	47,675	2.25%
391	Police and Fire Services	\$34,529	\$12,926	\$50,311	\$64,600	65,950	2.09%
TOTAL PURCHASED PROFESSIONAL SERVICES		\$772,830	\$764,638	\$1,158,715	\$956,529	1,183,569	23.74%
410	Public Utilities	\$711,889	\$1,007,650	\$692,158	\$872,154	1,046,583	20.00%
430	Repairs/Maintenance	\$459,296	\$867,109	\$423,071	\$482,424	547,946	13.58%
440	Rentals	\$51,901	\$35,468	\$16,317	\$16,248	18,200	12.01%
TOTAL PURCHASED PROPERTY SERVICES		\$1,223,087	\$1,910,228	\$1,131,545	\$1,370,826	1,612,729	17.65%
510	Regular Transportation	\$1,282,429	\$1,274,234	\$1,260,770	\$1,669,005	1,819,634	9.03%
511	Spec Ed Transportation	\$448,808	\$312,699	\$473,371	\$376,000	440,000	17.02%
512	Field Trips & Away Games Transp.	\$51,268	\$41,575	\$80,563	\$124,016	126,023	1.62%
520	Property/Liability Ins.	\$262,430	\$261,584	\$281,963	\$301,456	287,197	-4.73%
530	Communications	\$125,003	\$141,120	\$187,715	\$150,017	160,767	7.17%
540	Advertising	\$4,136	\$1,471	\$4,563	\$2,500	2,500	0.00%
550	Printing/Binding	\$9,547	\$6,656	\$6,645	\$12,000	12,500	4.17%
560	Tuition	\$2,978,993	\$2,992,389	\$3,067,229	\$2,921,791	2,234,984	-23.51%
561	Public Tuition	\$423,310	\$409,523	\$614,869	\$0	105,000	100.00%
580	Conference	\$54,583	\$41,263	\$37,509	\$60,720	63,136	3.98%
TOTAL PURCHASED OTHER SERVICES		\$5,640,508	\$5,482,514	\$6,015,198	\$5,617,505	5,251,741	-6.96%
610	Non Instructional Supplies	\$65,024	\$202,918	\$72,847	\$90,583	102,283	12.92%
611	Instructional Supplies	\$185,962	\$257,884	\$280,392	\$329,475	340,225	3.26%
612	Dist Tech Supplies	\$400	\$836	\$1,544	\$1,600	3,000	87.50%
615	Maintenance Supplies	\$268,514	\$218,145	\$213,162	\$273,997	298,969	9.11%
620	Transportation Fuel	\$139,966	\$42,927	\$85,027	\$195,475	213,926	9.44%
625	Heat Energy	\$212,295	\$173,751	\$232,222	\$515,799	616,277	19.48%
635	Instr. Bid Supplies	\$63,456	\$67,339	\$61,770	\$70,000	71,000	1.43%
640	Classroom Books	\$25,806	\$31,200	\$31,948	\$56,462	88,650	57.01%
650	Library Books	\$17,784	\$8,196	\$11,093	\$12,000	10,000	-16.67%
655	Media Supplies	\$657	\$0	\$252	\$1,000	1,000	0.00%
660	Professional Materials	\$16,309	\$18,962	\$14,162	\$16,250	13,000	-20.00%
TOTAL SUPPLIES		\$996,172	\$1,022,158	\$1,004,419	\$1,562,641	1,758,330	12.52%
700	New Equip Instruction	\$11,217	\$35,383	\$8,807	\$10,900	11,000	0.92%

**BOARD OF EDUCATION PROPOSED GLOBAL BUDGET
OVERVIEW BY OBJECT CODE - EXPENDITURES**

Object	Description	2019-2020 ACTUAL	2020-2021 ACTUAL	2021-2022 ACTUAL	2022-2023 ADOPTED BUDGET	2023-2024 PROPOSED BUDGET	PERCENT CHANGE
710	New Equip Non Instruction	\$4,739	\$19,693	\$55,480	\$22,250	22,000	-1.12%
720	Replace Equip Instruction	\$76,590	\$106,262	\$65,902	\$60,950	63,255	3.78%
730	Replace Equip Non Instruction	\$24,839	\$11,711	\$75,673	\$26,812	26,800	-0.04%
TOTAL EQUIPMENT		\$117,386	\$173,049	\$205,862	\$120,912	123,055	1.77%
810	Dues/Fees	\$90,632	\$55,803	\$56,576	\$81,346	82,409	1.31%
812	Dist. Tech Dues/LIC	\$143,011	\$119,284	\$147,115	\$165,600	177,192	7.00%
TOTAL DUES & FEES		\$233,643	\$175,087	\$203,691	\$246,946	259,601	5.12%
TOTAL - EXPENDITURES		\$38,228,809	\$38,208,120	\$39,167,240	\$39,592,255	42,405,203	7.10%

OVERVIEW BY OBJECT CODE - REVENUES NETTED

**Not all Education revenues are netted against Education expenses.*

510	Magnet School Transportation Grant	\$0	-\$61,100	\$0	\$0	-	0.00%
511	Special Education Excess Cost Grant - Tuition	-\$761,633	-\$735,966	-\$718,830	-\$519,914	(262,810)	-49.45%
560	Special Education Excess Cost Grant - Transportation	-\$117,377	-\$204,226	-\$101,552	-\$72,788	(65,702)	-9.74%
170	Event Gate Receipts	-\$22,103	\$0	-\$11,248	-\$15,000	(15,000)	0.00%
\$0		-\$901,113	-\$1,001,292	-\$831,630	-\$607,702	(343,512)	-43.47%
TOTAL - EDUCATION		\$37,327,696	\$37,206,828	\$38,335,610	\$38,984,553	42,061,691	7.89%

Stonington Public Schools

EDUCATION DEPARTMENT SUMMARY

Account Number / Description	2 Years Prior		1 Year Prior		Current Year		Budget Difference	% Difference
	Actual		Budgeted		Approved Budget			
	7/1/2021 - 6/30/2022		7/1/2022 - 6/30/2023		7/1/2023 - 6/30/2024		Current vs. Prior	Over Prior Year Adopted
<u>EXPENDITURES</u>								
ADMINISTRATION	\$	6,779,512	\$	7,250,169	\$	8,262,313	\$ 1,012,144	13.96%
CURRICULUM		749,291		828,189		748,471	(79,718)	(9.63%)
OPERATIONS		4,339,632		4,748,694		5,178,548	429,854	9.05%
MAINTENANCE		1,011,002		1,230,075		1,153,591	(76,484)	(6.22%)
SPECIAL EDUCATION		7,804,507		7,516,843		7,722,831	205,988	2.74%
SPECIAL SERVICES		1,346,443		1,476,245		1,633,563	157,318	10.66%
TECHNOLOGY		1,238,055		1,203,260		1,216,980	13,720	1.14%
DEANS MILL SCHOOL		3,118,611		3,121,091		3,402,706	281,615	9.02%
WEST VINE STREET SCHOOL		2,735,266		2,605,344		3,206,811	601,467	23.09%
STONINGTON MIDDLE SCHOOL		3,620,343		3,575,428		3,734,633	159,205	4.45%
STONINGTON HIGH SCHOOL		5,145,943		4,923,276		5,237,962	314,686	6.39%
STONINGTON HIGH SCHOOL ATHLETICS		446,991		505,939		563,282	57,343	11.33%
						#		
TOTAL EDUCATION DEPT. EXPENDITURES	\$	38,335,596	\$	38,984,553	\$	42,061,691	\$ 3,077,138	7.89%
OPTIONAL EXPENDITURE REQUESTS		-		-		-	-	
SUBTOTAL EDUCATION DEPT. NET BUDGET	\$	38,335,596	\$	38,984,553	\$	42,061,691	\$ 3,077,138	7.89%
						#		
LESS BOARD OF FINANCE REDUCTION		-		-	\$	(420,617)	(420,617)	
GRAND TOTAL EDUCATION DEPT. NET BUDGET	\$	38,335,596	\$	38,984,553	\$	41,641,074	\$ 2,656,521	6.81%

Stonington Public Schools
Administration with Pay

Account Number / Description	2 Years Prior	1 Year Prior	Current Year	Budget Difference	%Difference
	Actual	Adopted Budget	Proposed Budget		
	7/1/2021 - 6/30/2022	7/1/2022 - 6/30/2023	7/1/2023 - 6/30/2024	Current vs. Prior	
51110 BLDG.ADM. SALARY	\$ 354,742	\$ 355,642	\$ 936,077	\$ 580,435	163.21%
51140 BLDG.ADM SECRETARY SAL	436,670	461,442	455,212	(6,230)	(1.35%)
51150 MAINT/CUST SALARY		10,500	-	(10,500)	(100.00%)
51170 PARA PROFESSIONAL WAGE		-	-	-	0.00%
51245 NEW EMPLOYEE REFERRAL	1,750			-	
51330 EXTRA CURRICULAR/ATHLECTICS/CURR.		-	-	-	0.00%
51340 SECRETARY OT	3,566	10,500	5,000	(5,500)	(52.38%)
51350 CUST/MAIN.OT SALARY		-		-	0.00%
51530 TUTOR	39,932	-	-	-	0.00%
52000 OPEB BENEFITS		-		-	0.00%
52100 HEALTH INS	4,498,330	4,555,053	4,873,144	318,091	6.98%
52110 FLEX PLAN		18,000	5,000	(13,000)	(72.22%)
52140 LIFE INS	32,076	41,100	42,000	900	2.19%
52150 LDI	6,409	7,700	7,700	-	0.00%
52210 PENSION	507,294	525,000	597,835	72,835	13.87%
52230 FICA	45,937	31,000	38,691	7,691	24.81%
52240 MEDICARE	39,788	16,503	19,406	2,903	17.59%
52310 W.C.	158,300	188,502	182,134	(6,368)	(3.38%)
52320 UNEMPLOYMENT	20,520	81,916	55,000	(26,916)	(32.86%)
52400 COURSE CREDIT	13,414	34,000	49,000	15,000	44.12%
52500 RETIREMENT	3,000	-		-	0.00%
53190 OTHER PROF/TECH SERVICES	174,507	135,000	225,170	90,170	66.79%
53320 IN TOWN TRAVEL	320	1,700	700	(1,000)	(58.82%)
54300 REPAIRS/MAINTENANCE		3,000	2,000	(1,000)	(33.33%)
54302 SECURITY			87,360	87,360	0.00%
54400 RENTALS	-	-	-	-	0.00%
55100 REGULAR BUS TRANSPORTATION		-	-	-	0.00%
55300 COMMUNICATION	6,187	8,000	8,000	-	0.00%
55400 ADVERTISING	4,563	2,500	2,500	-	0.00%
55500 PRINT/BIND	845	2,000	2,000	-	0.00%
55600 TUITION	335,984	553,602	451,684	(101,918)	(18.41%)
55800 CONFERENCES	9,595	11,750	12,500	750	6.38%
56100 NON-INSTRUCTIONAL SUPPLIES	10,902	10,450	10,450	-	0.00%
56200 TRANSPORTATION FUEL	57,391	156,350	164,168	7,818	5.00%
57300 REPLACEMENT EQUIP NON INSTR	530	5,000	5,000	-	0.00%
58100 DUES/FEES	16,960	23,959	24,582	623	2.60%
TOTAL ADMINISTRATION	\$ 6,779,512	\$ 7,250,169	\$ 8,262,313	\$ 1,012,144	13.96%

Stonington Public Schools

Curriculum with Pay

	2 Years Prior	1 Year Prior	Current Year Budget	Budget Difference	% Difference
	Actual	Adopted Budget			
Account Number / Description	7/1/2021 - 6/30/2022	7/1/2022 - 6/30/2023	7/1/2023 - 6/30/2024	CURRENT VS. PRIOR	
51110 BLDG.ADM. SALARY	\$ 172,635	\$ 177,207	\$ -	\$ (177,207)	(100.00%)
51130 TEACHER SAL	53,297	-	94,803	94,803	0.00%
51140 BLDG.ADM SECRETARY SAL	57,409	57,144	-	(57,144)	(100.00%)
51330 EXTRA CURRICULAR/ATHLETICS	108,385	133,985	174,355	40,370	30.13%
52230 FICA	3,567	3,584	3,710	126	3.52%
52240 MEDICARE	5,593	3,344	3,478	134	4.01%
53120 PROF DEV INSTR CONSULTANT	48,000	51,200	56,000	4,800	9.38%
53320 IN TOWN TRAVEL	437	1,500	1,850	350	23.33%
55100 REGULAR BUS TRANSPORTATION	-	40,000	25,000	(15,000)	0.00%
55800 CONFERENCES	11,456	11,650	11,650	-	0.00%
56100 NON-INSTRUCTIONAL SUPPLIES	2,427	5,000	5,000	-	0.00%
56110 INSTRUCTIONAL SUPPLIES	218,696	246,625	246,625	-	0.00%
56400 CLASSROOM BOOKS	31,639	52,500	85,000	32,500	61.90%
56500 LIB/MEDIA BOOKS	8,213	8,500	6,500	(2,000)	(23.53%)
56600 PROF MATERIAL	1,184	2,500	2,500	-	0.00%
57000 NEW EQUIP INSTRUCTIONAL	3,881	4,000	4,000	-	0.00%
57200 REPLACEMENT EQUIP INSTR	4,060	5,000	6,000	1,000	20.00%
58100 DUES/FEES	18,412	24,450	22,000	(2,450)	(10.02%)
TOTAL CURRICULUM	\$ 749,291	\$ 828,189	\$ 748,471	\$ (79,718)	(9.63%)

Stonington Public Schools

Operations with Pay

	2 Years Prior	1 Year Prior	Current Year	Budget Difference	% Difference
	Actual	Adopted Budget	Proposed Budget		
Account Number / Description	7/1/2021 - 6/30/2022	7/1/2022 - 6/30/2023	7/1/2023 - 6/30/2024	Current vs. Prior	
41701 GATE RECEIPTS REVENUE	\$ (11,248)	\$ (15,000)	\$ (15,000)	\$ -	0.00%
51150 MAINT/CUST SALARY	1,032,091	1,073,370	1,099,430	26,060	2.43%
51250 SUB MAINT/CUST SALARY	21,360	13,000	7,400	(5,600)	(43.08%)
51350 CUST/MAINT OT SALARY	43,308	22,500	42,000	19,500	86.67%
52230 FICA	58,402	58,375	60,418	2,043	3.50%
52240 MEDICARE	13,515	25,335	15,353	(9,982)	(39.40%)
53190 PROF/TECH SERVICES	265,400	-	-	-	0.00%
53910 POLICE SERVICES	36,344	42,600	45,950	3,350	7.86%
54100 PUBLIC UTILITY	692,158	872,154	1,046,583	174,429	20.00%
54300 REPAIRS/MAINTENANCE	296,251	95,794	52,623	(43,171)	(45.07%)
54400 RENTALS	810	2,548	4,400	1,852	72.68%
55100 REGULAR BUS TRANSPORTATION	1,260,770	1,629,002	1,794,634	165,632	10.17%
55200 PROPERTY/ LIABILITY INS	246,782	274,956	259,372	(15,584)	(5.67%)
55300 COMMUNICATION	1,564	6,000	6,000	-	0.00%
56150 MAINTENANCE SUPPLIES	139,923	111,511	125,109	13,598	12.19%
56250 HEAT ENERGY	232,222	515,799	616,277	100,478	19.48%
57100 NEW EQUIP NON INSTR	9,980	20,750	17,999	(2,751)	(13.26%)
TOTAL OPERATIONS	\$ 4,339,632	\$ 4,748,694	\$ 5,178,548	\$ 429,854	9.05%

Stonington Public Schools

Maintenance with Pay

	2 Years Prior	1 Year Prior	Current Year	Budget Difference	% Difference
	Actual	Adopted Budget	Proposed Budget		
Account Number / Description	7/1/2021 - 6/30/2022	7/1/2022 - 6/30/2023	7/1/2023 - 6/30/2024	Current vs. Prior	
51110 BLD. ADMIN. SALARY	\$ 113,103	\$ 123,444	\$ -	\$ (123,444)	(100.00%)
51150 MAINT/CUST SALARY	360,288	357,694	353,353	(4,341)	(1.21%)
51250 SUB MAINT/CUST SALARY	28,587	13,956	21,716	7,760	55.60%
51350 CUST/MAINT OT SALARY	17,857	8,500	-	(8,500)	(100.00%)
52230 FICA	28,244	21,530	22,284	754	3.50%
52240 MEDICARE	7,043	5,037	5,214	177	3.51%
53190 OTHER PROF/TECH SERVICES	214,382	187,073	195,068	7,995	4.27%
54300 REPAIRS/MAINTENANCE	86,962	316,476	334,313	17,837	5.64%
54400 RENTALS	7,327	5,900	6,000	100	1.69%
55300 COMMUNICATION	1,569	1,975	1,975	-	0.00%
55800 CONFERENCES	-	500	800	300	60.00%
56150 MAINTENANCE SUPPLIES	73,239	162,486	173,860	11,374	7.00%
56200 TRANSPORTATION FUEL	14,799	19,125	29,758	10,633	55.60%
57100 MAINTENANCE NEW EQUIPMENT	44,257	-	2,500	2,500	0.00%
57300 REPLACEMENT EQUIP NON INST	12,305	5,500	5,500	-	0.00%
58100 DUES/FEES	1,040	879	1,250	371	42.21%
TOTAL MAINTENANCE	\$ 1,011,002	\$ 1,230,075	\$ 1,153,591	\$ (76,484)	(6.22%)

Stonington Public Schools
Special Education with Pay

Account Number / Description	2 Years Prior	1 Year Prior	Current Year	Budget Difference	% Difference
	Actual	Adopted Budget	Proposed Budget		
	7/1/2021 - 6/30/2022	7/1/2022 - 6/30/2023	7/1/2023 - 6/30/2024	Current vs. Prior	
45110 SPED TRANSPORTATION REVENUE	\$ (101,552)	\$ (72,788)	\$ (65,702)	\$ 7,086	(9.74%)
45600 TUITION	(718,830)	(519,914)	(262,810)	257,104	(49.45%)
51110 BLDG.ADM. SALARY	157,633	164,132	288,281	124,149	75.64%
51130 TEACHER SALARY	2,546,127	2,662,859	2,653,909	(8,950)	(0.34%)
51140 BLDG.ADM SECRETARY SAL	91,936	89,380	91,388	2,008	2.25%
51170 PARAPROFESSIONAL WAGE	1,300,967	1,676,262	1,744,508	68,246	4.07%
51180 NON-CERTIFIED PROFESSIONALS	192,057	189,853	201,079	11,226	5.91%
51230 SUBSTITUTE/TEMP INSTR TEACHER		15,994		(15,994)	(100.00%)
51270 SUB INSTR AIDE	43,529	35,000	50,000	15,000	42.86%
51330 EXTRA CURRICULAR/CURRICULUM/ATHLETICS	51,861	59,400	79,196	19,796	33.33%
51340 SECRETARY OT	1,587	-		-	0.00%
51530 TUTOR	133,482	66,700	99,707	33,007	49.49%
52230 FICA	52,785	75,844	78,499	2,655	3.50%
52240 MEDICARE	60,545	76,140	79,185	3,045	4.00%
53110 STUDENT ENRICHMENT	9,160	10,000	10,000	-	0.00%
53130 PROF/TECH	75,935	108,000	108,000	-	0.00%
53190 OTHER PROF/TECH SERVICES	36,697	40,000	143,000	103,000	257.50%
53320 IN TOWN TRAVEL	673	5,600	5,600	-	0.00%
54300 REPAIRS/MAINTENANCE	6,667	25,000	25,000	-	0.00%
55110 SE SPEC.NEEDS SYS. TRANSPORTAT	473,371	376,000	440,000	64,000	17.02%
55120 FIELD TRIPS	-	3,000	3,000	-	0.00%
55300 COMMUNICATION	-	1,192	1,192	-	0.00%
55500 PRINT/BIND	-	-	-	-	0.00%
55600 TUITION	2,731,245	2,368,189	1,783,300	(584,889)	(24.70%)
55610 PUBLIC TUITION	614,869	-	105,000	105,000	0.00%
56100 NON-INSTRUCTIONAL SUPPLIES	4,933	9,000	9,000	-	0.00%
56110 INSTRUCTIONAL SUPPLIES	9,243	14,500	20,000	5,500	37.93%
56200 TRANSPORTATION FUEL	12,837	20,000	18,500	(1,500)	(7.50%)
56350 BID SUPPLIES	-	1,000	-	(1,000)	(100.00%)
56400 CLASSROOM BOOKS		1,500	1,500	-	0.00%
56600 PROF MATERIAL	11,933	10,000	7,500	(2,500)	(25.00%)
57000 NEW EQUIP INSTRUCTIONAL	4,252	5,000	4,999	(1)	(0.02%)
57100 NEW EQUIP NON-INSTRUCTIONAL	565	-	-	-	0.00%
58100 DUES/FEES	-	-	-	-	0.00%
TOTAL SPECIAL EDUCATION	\$ 7,804,507	\$ 7,516,843	\$ 7,722,831	\$ 205,988	2.74%

Stonington Public Schools

Special Services with Pay

	2 Years Prior	1 Year Prior	Current Year	Budget Difference	% Difference
	Actual	Adopted Budget	Proposed Budget		
Account Number / Description	7/1/2021 - 6/30/2022	7/1/2022 - 6/30/2023	7/1/2023 - 6/30/2024	Current vs. Prior	
51130 TEACHER SALARY	\$ 745,486	\$ 770,583	\$ 930,842	\$ (160,259)	-20.80%
51160 NURSE SALARY	482,100	504,003	485,975	\$18,028	3.58%
51260 SS HEALTH SRVS PT/SUB NURSE	42,372	10,000	10,000	\$0	0.00%
51530 TUTOR	1,119	55000	55000	\$0	0.00%
52230 FICA	21,476	20,000	20,700	-\$700	-3.50%
52240 MEDICARE	17,718	17,498	18,198	-\$700	-4.00%
53130 PROF/TECH	18,695	25,896	66,396	-\$40,500	-156.39%
53190 OTHER PROF/TECH SERVICES	1,260	40,500		\$40,500	100.00%
53320 IN TOWN TRAVEL	41	1,500	1,500	\$0	0.00%
54300 REPAIRS/MAINTENANCE	490	3,000	3,000	\$0	0.00%
55300 COMMUNICATION	435	1,300	1,300	\$0	0.00%
55500 PRINT/BIND	0	300	300	\$0	0.00%
55800 CONFERENCES	5783	8500	8500	\$0	0.00%
56100 NON-INSTRUCTIONAL SUPPLIES	9,218	14,803	29,803	-\$15,000	-101.33%
56110 INSTRUCTIONAL SUPPLIES	0	1,500	1,000	\$500	33.33%
56350 BID SUPPLIES	0	500	0	\$500	100.00%
56400 CLASSROOM BOOKS	0	312	0	\$312	100.00%
56600 PROFESSIONAL MATERIALS	0	0	0	\$0	0.00%
57300 REPLACEMENT EQUIP NON INSTR	0	800	800	\$0	0.00%
58100 DUES/FEES	250	250	249	\$1	0.40%
TOTAL SPECIAL SERVICES	\$1,346,443	\$1,476,245	\$1,633,563	\$ (157,318)	-10.66%

Stonington Public Schools

Technology with Pay

	2 Years Prior	1 Year Prior	Current Year	Budget Difference	% Difference
	Actual	Adopted Budget	Proposed Budget		
Account Number / Description	7/1/2021 - 6/30/2022	7/1/2022 - 6/30/2023	7/1/2023 - 6/30/2024	Current vs. Prior	
51110 BLD ADMIN SALARIES	\$ 8,340	\$ -	\$ -	\$ -	0.00%
51180 NON-CERTIFIED PROFESSIONALS	539,300	593,448	528,592	(64,856)	(10.93%)
51330 EXTRA CURRICULAR/CURRICULUM/ATHLETICS	6,000	4,702	22,000	17,298	367.89%
51380 TECHNOLOGY SALARY OT	-	-	6,000	6,000	0.00%
52230 FICA	32,344	32,000	35,718	3,718	11.62%
52240 MEDICARE	7,655	8,000	10,938	2,938	36.73%
53190 OTHER PROF/TECH SERVICES	201,768	196,350	218,400	22,050	11.23%
53320 IN TOWN TRAVEL	2,080	6,200	3,000	(3,200)	(51.61%)
54300 REPAIRS/MAINTENANCE	19,053	22,440	24,200	1,760	7.84%
55300 COMMUNICATION	167,514	119,550	130,300	10,750	8.99%
55800 CONFERENCES	6,897	19,320	20,286	966	5.00%
56120 CA DISTRICT TECH SUPPLIES	1,544	1,600	3,000	1,400	87.50%
57200 REPLACEMENT EQUIP INSTRUCTIONAL	40,431	28,050	30,855	2,805	10.00%
57300 REPLACEMENT EQUIP NON INSTR	54,810	3,000	3,500	500	16.67%
58100 DUES/FEES	3,204	3,000	3,000	-	0.00%
58120 CURRICULUM DISTRICT TECH/LIC.	147,115	165,600	177,191	11,591	7.00%
TOTAL TECHNOLOGY	\$ 1,238,055	\$ 1,203,260	\$ 1,216,980	\$ 13,720	1.14%

Stonington Public Schools

Deans Mill School with Pay

	2 Years Prior	1 Year Prior	Current Year	Budget Difference	% Difference
	Actual	Adopted Budget	Proposed Budget		
Account Number / Description	7/1/2021 - 6/30/2022	7/1/2022 - 6/30/2023	7/1/2023 - 6/30/2024	Current vs. Prior	
51110 BLDG.ADM. SALARY	\$ 287,223	\$ 295,313	\$ 303,108	\$ 7,795	2.64%
51130 TEACHER SALARY	2,339,119	2,522,025	2,592,531	70,506	2.80%
51140 BLDG.ADM SECRETARY SAL	90,979	87,706	89,645	1,939	2.21%
51170 PARAPROFESSIONAL WAGE	88,394	38,319	100,337	62,018	161.85%
51190 FOOD SERVICE SALARY	-	-	-	-	0.00%
51230 SUBSTITUTE/TEMP INSTR TEACHER	204,805	60,753	195,000	134,247	220.97%
51240 SUB SECRETARY SALARY	14,806	3,250	2,000	(1,250)	(38.46%)
51270 SUB INSTR AIDE	3,142	3,000	3,000	-	0.00%
51330 EXTRA CURRICULAR/CURRICULUM/ATHLETICS	3,250	2,605	4,288	1,683	64.61%
51340 SECRETARY OT	129	-	-	-	0.00%
52230 FICA	8,886	12,741	13,187	446	3.50%
52240 MEDICARE	42,066	48,059	49,981	1,922	4.00%
53110 STUDENT ENRICHMENT	731	840	1,000	160	19.05%
54300 REPAIRS/MAINTENANCE	-	-	150	150	0.00%
55120 FIELD TRIPS	100	1,500	3,500	2,000	133.33%
55300 COMMUNICATION	1,215	2,000	2,000	-	0.00%
56100 NON-INSTRUCTIONAL SUPPLIES	6,095	7,280	7,280	-	0.00%
56110 INSTRUCTIONAL SUPPLIES	1,505	7,000	7,000	-	0.00%
56350 BID SUPPLIES	23,179	24,000	24,000	-	0.00%
56400 CLASSROOM BOOKS	229	1,200	1,200	-	0.00%
56500 LIB/MEDIA BOOKS	1,448	1,500	1,500	-	0.00%
56550 MEDIA SUPPLIES	252	500	500	-	0.00%
56600 PROF MATERIAL	559	1,000	1,000	-	0.00%
58100 DUES/FEES	499	500	499	(1)	(0.20%)

TOTAL DEANS MILL SCHOOL

\$	3,118,611	\$	3,121,091	\$	3,402,706	\$	281,615	9.02%
-----------	------------------	-----------	------------------	-----------	------------------	-----------	----------------	--------------

Stonington Public Schools

West Vine St. School with Pay

Account Number / Description	2 Years Prior	1 Year Prior	Current Year	Budget Difference	% Difference
	Actual 7/1/2021 - 6/30/2022	Adopted Budget 7/1/2022 - 6/30/2023	Proposed Budget 7/1/2023 - 6/30/2024	Current vs. Prior	
51110 BLDG.ADM. SALARY	\$ 293,654	\$ 295,313	\$ 303,108	\$ 7,795	2.64%
51130 TEACHER SALARY	1,926,716	1,947,273	2,418,290	471,017	24.19%
51140 BLDG.ADM SECRETARY SAL	68,296	84,058	83,581	(477)	(0.57%)
51170 AIDE SALARY	191,580	112,155	110,976	(1,179)	(1.05%)
51230 SUBSTITUTE/TEMP INSTR TEACHER	138,714	-	175,000	175,000	0.00%
51240 SUB SECRETARY SALARY	30,810	54,676	3,250	(51,426)	(94.06%)
51270 TEMP INSTR AIDE	-	3,250	1,500	(1,750)	(53.85%)
51330 EXTRA CURRICULAR/CURRICULUM/ATHLETICS	500	1,500	4,111	2,611	174.07%
51340 BUILDING ADMIN SECRETARY OT	349	-	-	-	0.00%
51370 ELEMENTARY AIDE OT	64	-	-	-	0.00%
52230 FICA	12,317	2,605	13,043	10,438	400.69%
52240 MEDICARE	35,380	-	50,453	50,453	0.00%
53110 STUDENT ENRICHMENT	-	12,602	2,000	(10,602)	(84.13%)
55120 FIELD TRIPS	476	48,512	3,000	(45,512)	(93.82%)
55300 COMMUNICATION	440	2,000	1,000	(1,000)	(50.00%)
56100 NON-INSTRUCTIONAL SUPPLIES	10,532	-	8,000	8,000	#DIV/0!
56110 INSTRUCTIONAL SUPPLIES	4,143	1,000	6,000	5,000	500.00%
56350 BID SUPPLIES	19,548	11,000	19,500	8,500	77.27%
56400 CLASSROOM BOOKS	80	6,000	500	(5,500)	(91.67%)
56500 LIB/MEDIA BOOKS	1,432	19,500	1,500	(18,000)	(92.31%)
56550 MEDIA SUPPLIES	-	500	500	-	0.00%
56600 PROF MATERIAL	235	1,500	1,000	(500)	(33.33%)
57000 NEW EQUIP INSTRUCTIONAL	-	500	499	(1)	(0.20%)
57100 NEW EQUIP NON INSTRUCTIONAL	-	1,000	-	(1,000)	0.00%
57200 REPLACEMENT EQUIP INSTRUCTIONAL	-	400	-	(400)	0.00%
57300 REPLACEMENT EQUIP NON INSTRUCTIONAL	-	-	-	-	0.00%
58100 DUES/FEES	-	-	-	-	0.00%
TOTAL WEST VINE ST. SCHOOL	\$ 2,735,266	\$ 2,605,344	\$ 3,206,811	\$ 601,467	23.09%

Stonington Public Schools
Stonington Middle School With Pay

	2 Years Prior	1 Year Prior	Current Year	Budget Difference	% Difference
	Actual	Adopted Budget	Proposed Budget		
Account Number / Description	7/1/2021 - 6/30/2022	7/1/2022 - 6/30/2023	7/1/2023 - 6/30/2024	Current vs. Prior	
51110 BLDG.ADM. SALARY	\$ 293,645	\$ 294,963	\$ 303,108	\$ 8,145	2.76%
51130 TEACHER SALARY	2,842,367	2,835,329	2,939,147	103,818	3.66%
51140 BLDG.ADM SECRETARY SAL	89,315	87,306	85,417	(1,889)	(2.16%)
51170 PARAPROFESSIONAL WAGE	81,558	48,488	36,321	(12,167)	(25.09%)
51190 FOOD SERVICE SALARY	-	-	-	-	0.00%
51230 SUBSTITUTE/TEMP INSTR TEACHER	155,640	103,278	150,000	46,722	45.24%
51240 SUB SECRETARY SALARY	1,517	4,000	4,000	-	0.00%
51270 SUB INSTR AIDE	-	4,200	4,000	(200)	(4.76%)
51330 EXTRA CURRICULAR/CURRICULUM/ATHLETI	59,655	85,560	88,628	3,068	3.59%
52230 FICA	8,156	6,000	6,210	210	3.50%
52240 MEDICARE	49,265	55,704	57,932	2,228	4.00%
53110 STUDENT ENRICHMENT	941	1,500	2,015	515	34.33%
53900 REFEREES	2,343	2,900	2,900	-	0.00%
54300 REPAIRS/MAINTENANCE	895	2,200	2,700	500	22.73%
55120 FIELD TRIPS	2,798	7,200	9,055	1,855	25.76%
55300 COMMUNICATION	1,726	2,000	2,000	-	0.00%
55500 PRINT/BIND	1,481	2,000	2,000	-	0.00%
55800 CONFERENCES	300	800	1,000	200	25.00%
56100 NON-INSTRUCTIONAL SUPPLIES	1,578	1,900	1,900	-	0.00%
56110 INSTRUCTIONAL SUPPLIES	11,961	9,500	12,000	2,500	26.32%
56350 BID SUPPLIES	11,455	10,000	12,000	2,000	20.00%
56400 CLASSROOM BOOKS	-	450	450	-	0.00%
56500 LIB/MEDIA BOOKS	-	500	500	-	0.00%
56600 PROF MATERIAL	250	250	250	-	0.00%
57000 NEW EQUIP INSTRUCTIONAL	674	1,500	1,500	-	0.00%
57100 NEW EQUIP NON INSTRUCTIONAL	678	1,500	1,500	-	0.00%
57200 REPLACEMENT EQUIP INSTR	1,488	2,500	3,000	500	20.00%
57300 REPLACEMENT EQUIP NON INSTR	-	-	500	500	0.00%
58100 DUES/FEES	657	3,900	4,600	700	17.95%
TOTAL MYSTIC MIDDLE SCHOOL	\$ 3,620,343	\$ 3,575,428	\$ 3,734,633	\$ 159,205	4.45%

Stonington Public Schools with Pay
Stonington High School

	2 Years Prior	1 Year Prior	Current Year	Budget Difference	% Difference
	Actual	Adopted Budget	Proposed Budget		
Account Number / Description	7/1/2021 - 6/30/2022	7/1/2022 - 6/30/2023	7/1/2023 - 6/30/2024	Current vs. Prior	
51110 BLDG.ADM. SALARY	\$ 458,592	\$ 468,301	\$ 467,121	\$ (1,180)	(0.25%)
51130 TEACHER SALARY	3,901,551	3,654,909	3,940,048	285,139	7.80%
51140 BLDG.ADM SECRETARY SAL	184,572	191,794	191,046	(748)	(0.39%)
51170 PARA PROFESSIONAL WAGE	180,948	194,936	174,632	(20,304)	(10.42%)
51190 FOOD SERVICE SALARY	-	-	-	-	0.00%
51230 SUBSTITUTE/TEMP INSTR TEACHER	142,251	69,865	109,563	39,698	56.82%
51240 SUB SECRETARY SALARY	-	5,500	5,500	-	0.00%
51270 SUB INSTR AIDE	-	1,400	1,400	-	0.00%
51330 EXTRA CURRICULAR/CURRICULUM/ATHLETICS	62,552	63,192	61,638	(1,554)	(2.46%)
51340 SECRETARY OT	-	-	-	-	0.00%
51370 AIDE OT	423	-	-	-	0.00%
51530 TUTOR	8,734	25,000	25,250	250	1.00%
52230 FICA	21,695	15,840	16,394	554	3.50%
52240 MEDICARE	68,993	73,781	76,733	2,952	4.00%
53110 STUDENT ENRICHMENT	3,500	3,500	4,000	500	14.29%
53120 PROF DEV INSTR CONSULANT	-	800	-	(800)	0.00%
53190 OTHER PROF/TECH SERVICES	14,280	17,000	17,000	-	0.00%
53320 IN TOWN TRAVEL	302	300	300	-	0.00%
53910 POLICE SERVICES	2,802	4,500	4,500	-	0.00%
54300 REPAIRS/MAINTENANCE	2,253	5,100	5,600	500	9.80%
54400 RENTALS	3,787	3,100	3,100	-	0.00%
55120 FIELD TRIPS	4,912	7,900	13,427	5,527	69.96%
55300 COMMUNICATION	7,065	7,000	7,000	-	0.00%
55500 PRINT/BIND	4,319	7,700	8,200	500	6.49%
55800 CONFERENCES	894	5,000	5,000	-	0.00%
56100 NON-INSTRUCTIONAL SUPPLIES	7,054	9,000	7,500	(1,500)	(16.67%)
56110 INSTRUCTIONAL SUPPLIES	34,844	44,350	49,600	5,250	11.84%
56350 BID SUPPLIES	7,588	15,000	15,000	-	0.00%
56600 PROF MATERIAL	-	1,500	750	(750)	(50.00%)
57200 REPLACEMENT EQUIP INSTR	10,640	13,400	13,400	-	0.00%
57300 REPLACEMENT EQUIP NON-INSTR	3,854	-	-	-	0.00%
58100 DUES/FEES	7,538	13,608	14,260	652	4.79%
TOTAL STONINGTON HIGH	\$ 5,145,943	\$ 4,923,276	\$ 5,237,962	\$ 314,686	6.39%

Stonington Public Schools

Stonington High School Athletics with Pay

	2 Years Prior	1 Year Prior	Current Year	Budget Difference	% Difference
	Actual	Adopted Budget	Proposed Budget		
Account Number / Description	7/1/2021 - 6/30/2022	7/1/2022 - 6/30/2023	7/1/2023 - 6/30/2024	Current vs. Prior	
51330 EXTRA CURRICULAR/ATHLETICS/CURR.	\$ 228,598	\$ 214,937	\$ 296,281	\$ 81,344	35.58%
52230 FICA	594	-		-	0.00%
52240 MEDICARE	3,177	-		-	0.00%
53130 PROF/TECH	650	38,445	8,445	(30,000)	(78.03%)
53320 IN TOWN TRAVEL	473	400	500	100	25.00%
53900 REFEREES	35,828	43,725	44,775	1,050	2.40%
53910 POLICE SERVICES	11,165	17,500	15,500	(2,000)	(11.43%)
54300 REPAIRS/MAINTENANCE	10,500	10,500	11,000	500	4.76%
54400 RENTALS	4,392	4,700	4,700	-	0.00%
55120 FIELD TRIPS	72,277	88,570	94,041	5,471	6.18%
55200 PROPERTY/ LIABILITY INS	35,181	26,500	27,825	1,325	5.00%
55800 CONFERENCES	2,583	3,200	3,400	200	6.25%
56100 NON-INSTRUCTIONAL SUPPLIES	20,110	22,150	23,350	1,200	5.42%
57200 REPLACEMENT EQUIP INSTRUCTIONAL	9,283	12,000	12,000	-	0.00%
57300 REPLACEMENT EQUIP NON INSTR	4,174	12,512	9,500	(3,012)	(24.07%)
58100 DUES/FEES	8,006	10,800	11,965	1,165	10.79%
TOTAL STONINGTON HIGH SCHOOL ATHLETICS	\$ 446,991	\$ 505,939	\$ 563,282	\$ 57,343	11.33%

CAPITAL IMPROVEMENT PROGRAM

FUNCTION DESCRIPTION

To account for major projects undertaken by the Town that are greater than \$10,000 and generally not recurring. The Long-Range Capital Improvements Committee reviews the requests made by departments and makes recommendations to the Board of Selectmen for their consideration. The Board of Selectmen then reviews the requests and recommends to the Board of Finance requests with a priority of A, B or C.

The priorities are defined as follows:

- A. Committed:** Projects which the Town has already agreed to undertake
- B. Urgent:** Projects which will eliminate conditions that imperil safety, health or projects that will eliminate gross deficiencies in essential services
- C. Needed:** Projects which are needed to replace unsatisfactory conditions or to provide minimum essential services
- D. Acceptable:** Projects which are fully planned, but implementation can wait until funds are available
- E. Deferrable:** Projects that would be desirable for ideal operation but which cannot be recommended as feasible and will have to be deferred

The Long-Range Capital Improvements Committee is appointed by the Board of Selectmen and consists of sixteen (16) members, said members to serve two (2) year terms concurrent with the Board of Selectmen's term of office. Such committee shall consist of members selected from the following boards, authorities, and departments: Board of Selectmen, Board of Police Commissioners, Board of Education, Board of Finance, Planning and Zoning Commission, Administrative Officer, Director of Finance, Director of Public Works, Director of Water Pollution Control Authority, Director of Planning, Chief of Police, Director of Human Services, Solid Waste Manager, Town Engineer, Information Technology Manager, and Director of Assessment.

The members of the Long-Range Capital Improvements Committee are as follows:

Danielle Chesebrough	First Selectman
Patti Burmahl	Director of Administrative Services
James Sullivan	Director of Finance
Jay DelGrosso	Chief of Police
Vacant	Director of Public Works
Daniel Smith	Director, WPCA
Jill Senior	Solid Waste Manager
Chris Greenlaw	Town Engineer
Roger Kizer	IT Manager
Lynn Young	Member, Board of Finance
Robert O'Shaughnessy	Board of Police Commissioners
Peter Anderson	Board of Education Operations Manager
Chris Williston	Board of Education IT Director
David Rathburn	Planning & Zoning Commission
Jennifer Lineaweaver	Director of Assessment
Leanne Theodore	Director of Human Services
Keith Brynes	Town Planner
Susan Cullen	Director of Economic & Community Development

TOWN OF STONINGTON
GENERAL FUND CAPITAL IMPROVEMENT EXPENDITURE SUMMARY
2023-2024 TOWN MEETING PROPOSED BUDGET

LINE #	ORG/OBJ	CAPITAL IMPROVEMENTS	2019-2020 ACTUAL EXPENDED	2020-2021 ACTUAL EXPENDED	2021-2022 ACTUAL EXPENDED	2022-23 ADOPTED BUDGET	2022-23 REVISED BUDGET	2022-2023 PROJECTED ACTUAL	2023-2024 DEPT REQUEST	2023-2024 FIRST SELECTMAN'S PROPOSED BUDGET	2023-2024 BOARD OF FINANCE PROPOSED BUDGET	AMOUNT INCREASE/ (DECREASE) OVER PY ADOPTED BUDGET	% CHANGE OVER PY ADOPTED BUDGET
1		Capital Improvements Budget - Town	3,634,020	2,302,526	2,801,528	3,398,715	3,398,715	3,398,715	4,054,127	4,592,127	3,015,179	(383,536)	-11.28%
2		LESS: Revenue Offsets	(189,886)	(288,894)	(749,874)	(160,194)	(160,194)	(160,194)	(108,144)	(108,144)	(164,468)	(4,274)	2.67%
3		Net Town CIP Appropriation	3,444,134	2,013,632	2,051,654	3,238,521	3,238,521	3,238,521	3,945,983	4,483,983	2,850,711	(387,810)	-11.97%
4		Capital Improvements Budget - Public Schools	1,364,652	534,016	814,666	1,524,708	1,524,708	1,524,708	1,119,752	1,119,752	1,119,752	(404,956)	-26.56%
5		LESS: Revenue Offsets	(83,762)	(109,017)	(93,001)	-	-	-	-	-	(305,689)	(305,689)	0.00%
6		Net Public School CIP Appropriation	1,280,890	424,999	721,665	1,524,708	1,524,708	1,524,708	1,119,752	1,119,752	814,063	(710,645)	-46.61%
7		TOTAL CIP EXPENDITURES FOR GENERAL GOVERNMENT AND PUBLIC SCHOOLS	4,998,672	2,836,542	3,616,194	4,923,423	4,923,423	4,923,423	5,173,879	5,711,879	4,134,931	(788,492)	-16.02%
8		TOTAL REVENUE OFFSETS-TOWN & BOE	(273,648)	(397,911)	(842,875)	(160,194)	(160,194)	(160,194)	(108,144)	(108,144)	(470,157)	(309,963)	193.49%
9		TOTAL CIP APPROPRIATION FOR GENERAL GOVERNMENT AND PUBLIC SCHOOLS	4,725,024	2,438,631	2,773,319	4,763,229	4,763,229	4,763,229	5,065,735	5,603,735	3,664,774	(1,098,455)	-23.06%

TOWN OF STONINGTON
SCHEDULE OF CAPITAL IMPROVEMENTS - BY DEPARTMENT
KEY: A--COMMITTED, B--URGENT, C--NEEDED, D--ACCEPTABLE, E--DEFERRABLE
2023-2024 TOWN MEETING PROPOSED BUDGET
BOARDS OF SELECTMEN AND FINANCE - CIP ADJUSTMENTS

LINE #	ORG/OBJ	Expenditure Classification	Dept.	CIP Comm	BOS Priority	ADOPTED BUDGET 2022-23	Department Requests Fiscal Year 2023-24	Board of Selectmen Adjustments 2023-24	Board of Selectmen Budget 2023-24	Board of Finance Adjustments 2023-24	PROPOSED BUDGET 2023-24
1		GENERAL OPERATIONS									
2	88001	Townwide Computer Technology Upgrade	A	A	A	65,000	65,000	-	65,000	-	65,000
3	88141	Orthophotography/Planimetric Updates	A	A	A	1	1	-	1	-	1
4	88317	Video Security System - Phase I Town Hall Cameras				1	-	-	-	-	-
5		Storage Update	C	B	B	-	136,582	-	136,582	(45,147)	91,435
6	88349	ADA Accessibility - Town Facilities	B	B	B	1	20,000	-	20,000	(10,000)	10,000
7		TOTAL GENERAL OPERATIONS				65,003	221,583	-	221,583	(55,147)	166,436
8		OFFICE OF FIRST SELECTMAN									
9		Emergency Mgt - Emergency Lighting	N/A	N/A	B	-	-	28,000	28,000	(14,000)	14,000
10		TOTAL OFFICE OF FIRST SELECTMAN				-	-	28,000	28,000	(14,000)	14,000
11		POLICE SERVICES									
12	88003	Fleet Upgrade - Purchase of Four New Vehicles	A	A	A	185,000	210,000	-	210,000	-	210,000
13	88090	Technology Upgrade / Communication Equipment Upgrade	A	A	A	1	20,000	-	20,000	(10,000)	10,000
14	88031	MDT Replacement	B	A	A	-	19,000	-	19,000	-	19,000
15	88206	Town Wide Surveillance Cameras Program	B	B	B	15,000	20,000	-	20,000	-	20,000
16	88004	Police Officer Bullet Proof Vest Replacement				-	-	-	-	-	-
17	88350	Body/Cruiser Cameras	A	A	A	82,241	82,241	-	82,241	-	82,241
18	88367	Radio Microwave Link				1	-	-	-	-	-
19	88368	Police Portable Radios-Batteries				11,760	-	-	-	-	-
20		Records Management System	B	B	B	-	95,000	-	95,000	-	95,000
21		TOTAL POLICE SERVICES				294,003	446,241	-	446,241	(10,000)	436,241
22		ASSESSOR'S DEPARTMENT									
23	88117	Town Revaluation	A	A	A	70,000	70,000	-	70,000	-	70,000
24		TOTAL ASSESSOR'S DEPARTMENT				70,000	70,000	-	70,000	-	70,000
25		PUBLIC WORKS: HIGHWAY									
26	88012	Drainage Improvements Town wide	A	A	A	100,000	100,000	-	100,000	(50,000)	50,000
27	88231	Highway Equipment - Purchase	A	A	A	470,000	450,000	-	450,000	(235,000)	215,000
28	88369	DPW Office Trailer Installation				6,000	-	-	-	-	-
29	88232	ADA Public Works Transition Plan	A	A	A	-	50,000	-	50,000	-	50,000
30	88179	Roadway Safety	A	A	A	-	25,000	-	25,000	-	25,000
31	88220	Road Pavement - Major Maintenance	A	A	A	430,000	600,000	-	600,000	-	600,000
32	88311	Road Pavement - Capital (Extends life of road 10 or more years)	A	A	A	470,000	500,000	-	500,000	-	500,000
33	88320	DPW Radio Replacement				-	-	-	-	-	-
34	88370	Stillman Avenue Retaining Wall Replacement				15,000	-	-	-	-	-
35	88347	Bridge Replacement & Structural Improvement Fund	A	A	A	50,000	100,000	-	100,000	(50,000)	50,000
36		TOTAL PUBLIC WORKS: HIGHWAY				1,541,000	1,825,000	-	1,825,000	(335,000)	1,490,000
37		PUBLIC WORKS: ENGINEERING									
38	88171	North Stonington Road Bridge (CTDOT Bridge #058001)				-	-	-	-	-	-
39	88235	Pawcatuck Pumphouse: Roof replacement & Masonry repair				1	-	-	-	-	-
40	88236	South Anguilla Road Bridge (CTDOT Bridge #04790)				170,000	-	-	-	-	-
41	88256	Washington Street Drainage Improvements	A	A	A	51,000	160,000	-	160,000	(110,000)	50,000
42	88272	Coogan Blvd - Culvert Rehabilitation				-	-	-	-	-	-
43	88313/88084	Lantern Hill Bridge Project				-	-	-	-	-	-
44	88322	Willow Street Drainage				-	-	-	-	-	-

TOWN OF STONINGTON
SCHEDULE OF CAPITAL IMPROVEMENTS - BY DEPARTMENT
KEY: A--COMMITTED, B--URGENT, C--NEEDED, D--ACCEPTABLE, E--DEFERRABLE
2023-2024 TOWN MEETING PROPOSED BUDGET
BOARDS OF SELECTMEN AND FINANCE - CIP ADJUSTMENTS

LINE #	ORG/OBJ	Expenditure Classification	Dept.	CIP Comm	BOS Priority	ADOPTED BUDGET 2022-23	Department Requests Fiscal Year 2023-24	Board of Selectmen Adjustments 2023-24	Board of Selectmen Budget 2023-24	Board of Finance Adjustments 2023-24	PROPOSED BUDGET 2023-24
45	88364	Bridge Engineering and Design Fund	A	A	A	50,000	50,000	-	50,000	(25,000)	25,000
46	88371	Holmes Avenue - Wall Replacement	B	A	A	92,000	75,000	-	75,000	(37,500)	37,500
47	88372	Noyes Avenue - Wall & Road Replacement	B	A	A	75,000	200,000	-	200,000	(100,000)	100,000
48	88363	Boat Pumpout Facility at Town Dock				1	-	-	-	-	-
49		White Rock Bridge - Structural Repairs	B	B	B	-	345,000	-	345,000	(257,000)	88,000
50		TOTAL PUBLIC WORKS: ENGINEERING				438,002	830,000	-	830,000	(529,500)	300,500
51		PUBLIC WORKS: FACILITIES MANAGEMENT									
52	88271	Town Hall Parking Lot Replacement				-	-	-	-	-	-
53	88346	Town Hall - HVAC Improvements				300,000	-	-	-	-	-
54	88255	Human Services HVAC Replacement - Phase II				100,000	-	-	-	-	-
55	88321	Pawcatuck Pumphouse: Fire Suppression Line Abandonment				1	-	-	-	-	-
56	88373	Levee Gate Repair	B	B	B	1	25,000	-	25,000	(24,999)	1
57	88323	West Broad Street School Repairs				50,000	-	-	-	-	-
58	88374	MS4 - D.C.I.A. Projects	B	B	B	1	25,000	-	25,000	-	25,000
59	88061	4th District Voting Hall Roof Replacement	B	B	B	-	12,500	-	12,500	-	12,500
60	88352	Donahue Park Security Lighting				-	-	-	-	-	-
61		TOTAL PUBLIC WORKS: FACILITIES MANAGEMENT				450,003	62,500	-	62,500	(24,999)	37,501
62		WPCA									
63		Climate Resiliency Evaluation Study	N/A	N/A	B	-	-	50,000	50,000	(25,000)	25,000
64		Billing System Evaluation			B	-	25,000	-	25,000	(15,000)	10,000
65		TOTAL WPCA				-	25,000	50,000	75,000	(40,000)	35,000
66		SOLID WASTE									
67		Trash Compactor	D	C	C	-	10,000	-	10,000	-	10,000
68	88135	Front Wheel Loader	A	A	A	29,000	29,000	-	29,000	-	29,000
69	88019	Roll-Off Truck	C	C	B	-	25,000	15,000	40,000	-	40,000
70	88144	Pick Up Truck	D	C	C	-	22,000	-	22,000	-	22,000
71		TOTAL SOLID WASTE				29,000	86,000	15,000	101,000	-	101,000
72		BUILDING DEPARTMENT									
73	88282	File Retention		C	C	-	53,500	-	53,500	-	53,500
74		TOTAL BUILDING DEPARTMENT				-	53,500	-	53,500	-	53,500
75		HUMAN SERVICES									
76	88327	George Crouse Tennis Court Rebuild				96,252	-	-	-	-	-
77		TOTAL HUMAN SERVICES				96,252	-	-	-	-	-
78		PLANNING DEPARTMENT									
79	88208	Engineering and Construction of New Sidewalks				207,094	-	-	-	-	-
80	88328	Bicycling and Walking Greenway				1	-	-	-	-	-
81	88044	Plan of Conservation and Development	A	A	A	1	47,500	-	47,500	-	47,500
82	88329	Community/Tourism Wayfinding Signs Plan				-	-	-	-	-	-
83	88342	Comprehensive Plan Update - Zoning Regulations				75,000	-	-	-	-	-
84	88314	Online Permitting & Tracking				25,000	-	-	-	-	-
85	88331	Pawcatuck River Greenway - Phase I				1	-	-	-	-	-
86	88353	Pawcatuck River Pedestrian Bridge				-	-	-	-	-	-
87	88239	Pawcatuck Hurricane Barrier Study				-	-	-	-	-	-

TOWN OF STONINGTON
SCHEDULE OF CAPITAL IMPROVEMENTS - BY DEPARTMENT
KEY: A--COMMITTED, B--URGENT, C--NEEDED, D--ACCEPTABLE, E--DEFERRABLE
2023-2024 TOWN MEETING PROPOSED BUDGET
BOARDS OF SELECTMEN AND FINANCE - CIP ADJUSTMENTS

LINE #	ORG/OBJ	Expenditure Classification	Dept.	CIP Comm	BOS Priority	ADOPTED BUDGET 2022-23	Department Requests Fiscal Year 2023-24	Board of Selectmen Adjustments 2023-24	Board of Selectmen Budget 2023-24	Board of Finance Adjustments 2023-24	PROPOSED BUDGET 2023-24
88	88280	Stillman Mill Environmental Assessment				-	-	-	-	-	-
89	88354	Stillman Mill Brownfield Remediation				-	-	-	-	-	-
90	88281	Inspection Vehicle				-	-	-	-	-	-
91	88282	File Retention	A	A	A	53,500	53,500	-	53,500	-	53,500
92	88284	Circus Lot Acquisition and Master Plan	B	B	B	1	35,000	445,000	480,000	(355,000)	125,000
93	88355	South Pier Renovation				1	-	-	-	-	-
94	88356	Elihu Island Safe Crossing				-	-	-	-	-	-
95	88357	Stonington Harbor Breakwater Repair				1	-	-	-	-	-
96	88332	Contribution to Open Space Acquisition Fund	C	C	B	1	50,000	-	50,000	(50,000)	-
97		TOTAL PLANNING DEPARTMENT				360,601	186,000	445,000	631,000	(405,000)	226,000
98		CLIMATE CHANGE TASKFORCE									
99	88330	Climate Change Adaptation & Mitigation Program				20,000	-	-	-	-	-
100	88358	Electric Vehicle Charging Stations				1	-	-	-	-	-
101		TOTAL CLIMATE CHANGE TASKFORCE				20,001	-	-	-	-	-
102		TOTAL GENERAL GOVERNMENT				3,363,865	3,805,824	538,000	4,343,824	(1,413,646)	2,930,178
103		OUTSIDE AGENCIES									
104	88242	Ocean Community YMCA - Naik Master Plan		C	C	-	125,000	-	125,000	(100,000)	25,000
105	88375	PNC - Cleaning and Painting of Exterior Trim and Siding				19,850	-	-	-	-	-
106		Stanton Davis Homestead Museum	B	C	B	-	23,302	-	23,302	(13,302)	10,000
107		Stonington Borough - Wadawanuck Square Comfort Station	B	B	B	-	100,000	-	100,000	(50,000)	50,000
108	88376	New England Science & Sailing Foundation-Wheelchair Lift				10,000	-	-	-	-	-
109	88377	Mystic & Noank Library - Air Purification System				5,000	-	-	-	-	-
110	88070	Mason's Island Causeway - Sea Level Rise Study		C	C	-	1	-	1	-	1
111	88288	Stonington Historical - Lighthouse Restoration				-	-	-	-	-	-
112		TOTAL OUTSIDE AGENCIES				34,850	248,303	-	248,303	(163,302)	85,001
113		TOTAL GENERAL GOVERNMENT & OUTSIDE AGENCIES CIP EXPENDITURE BUDGET				3,398,715	4,054,127	538,000	4,592,127	(1,576,948)	3,015,179
114		LESS: OTHER ANTICIPATED REVENUE SOURCES									
115	70079	State LOCIP Grant	A	A		(110,194)	(108,144)	-	(108,144)	(936)	(109,080)
116		Reappropriation of CIP Fund Balance from defunct projects				-	-	-	-	(55,388)	(55,388)
117	71001	Other State and Federal Grants				(50,000)	-	-	-	-	-
118	71001	Sidewalk Grants				-	-	-	-	-	-
119		TOTAL OTHER REVENUE AND EXPENDITURE OFFSETS				(160,194)	(108,144)	-	(108,144)	(56,324)	(164,468)
120		TOTAL NET APPROPRIATION FOR GENERAL GOVERNMENT & OUTSIDE AGENCIES FROM GENERAL FUND				3,238,521	3,945,983	538,000	4,483,983	(1,633,272)	2,850,711
121		STONINGTON PUBLIC SCHOOLS									
122	88167	District Computers and Peripherals - Purchases	A			232,000	246,000	-	246,000	-	246,000
123	88289	District Staff Laptop Computers - Purchases	A			50,000	60,000	-	60,000	-	60,000
124	88265	District Computers One to One - Purchase	A			141,000	127,000	-	127,000	-	127,000
125	88159	District Phone System	A			13,000	13,000	-	13,000	-	13,000
126	88157	Install Security System & Cameras - District Wide	A			71,000	40,000	-	40,000	-	40,000

TOWN OF STONINGTON
SCHEDULE OF CAPITAL IMPROVEMENTS - BY DEPARTMENT
KEY: A--COMMITTED, B--URGENT, C--NEEDED, D--ACCEPTABLE, E--DEFERRABLE
2023-2024 TOWN MEETING PROPOSED BUDGET
BOARDS OF SELECTMEN AND FINANCE - CIP ADJUSTMENTS

LINE #	ORG/OBJ	Expenditure Classification	Dept.	CIP Comm	BOS Priority	ADOPTED BUDGET 2022-23	Department Requests Fiscal Year 2023-24	Board of Selectmen Adjustments 2023-24	Board of Selectmen Budget 2023-24	Board of Finance Adjustments 2023-24	PROPOSED BUDGET 2023-24
127	88266	Roof Ladders and Cables - SHS				-	-	-	-	-	-
128	88290	Middle School AC Upgrade - SMS	B			500,000	1	-	1	-	1
129	88295	Interior Paint and Repairs - SMS & SHS				1	-	-	-	-	-
130	88300	Flooring Repair - Library	B			1	39,750	-	39,750	-	39,750
131	88301	Upgraded Building Management System - SMS & DO				92,700	-	-	-	-	-
132	88302	Renovations - Phase 2 AC Upgrade for DO and Classrooms				-	-	-	-	-	-
133	88303	Classroom Upgrades, Paint, Walls, Flooring - District Office				-	-	-	-	-	-
134	88305	Locks & Keys - District				1	-	-	-	-	-
135	88300	Flooring Repair - District				-	-	-	-	-	-
136	88243	Replacement Maintenance truck - District	B			1	51,000	-	51,000	-	51,000
137	88110	Special Ed Mini Van Replacement				45,000	-	-	-	-	-
138	88033	Classroom Furniture - District				1	-	-	-	-	-
139	88336	Kitchen Equipment Upgrade - SMS & SHS				70,000	-	-	-	-	-
140	88337	High School Generator Upgrade to Electrical Panels				15,000	-	-	-	-	-
141	88338	High School Gym Upgrade	B			35,000	21,500	-	21,500	-	21,500
142	88339	High School Roof Top Unit Rebuild & GYM AC	A			1	1	-	1	-	1
143	88340	Sports/Maintenance Turf Field Utility Vehicle				-	-	-	-	-	-
144	88341	Middle School Science Rooms Upgrade				10,000	-	-	-	-	-
145	88153	Track/ Turf Replacement/Repair				-	-	-	-	-	-
146	88032	High School Roof Repair	B			250,000	250,000	-	250,000	-	250,000
147	88359	Audio/Video Systems - District	B			1	140,000	-	140,000	-	140,000
148	88378	Floor Burnishers				1	-	-	-	-	-
149	88292	Parking Lot Repaving-SMS	B			-	131,500	-	131,500	-	131,500
150		TOTAL PUBLIC SCHOOLS CIP EXPENDITURE BUDGET				1,524,708	1,119,752	-	1,119,752	-	1,119,752
151		LESS: PUBLIC SCHOOLS OTHER ANTICIPATED REVENUE SOURCES									
152		Grants - State				-	-	-	-	-	-
153		Grants - Non-Governmental				-	-	-	-	-	-
154		Reappropriation of CIP Fund Balance for Defunct BOE Projects				-	-	-	-	(305,689)	(305,689)
155		TOTAL OTHER PUBLIC SCHOOL REVENUE AND EXPENDITURE OFFSETS				-	-	-	-	(305,689)	(305,689)
156		TOTAL NET APPROPRIATION FOR PUBLIC SCHOOLS CIP FROM GENERAL FUND				1,524,708	1,119,752	-	1,119,752	(305,689)	814,063
157		TOTAL NET APPROPRIATION FOR ALL CIP PROJECTS FROM GENERAL FUND				4,763,229	5,065,735	538,000	5,603,735	(1,938,961)	3,664,774

TOWN OF STONINGTON
SCHEDULE OF CAPITAL IMPROVEMENTS - BY DEPARTMENT
KEY: A--COMMITTED, B--URGENT, C--NEEDED, D--ACCEPTABLE, E--DEFERRABLE
2023-2024 TOWN MEETING PROPOSED BUDGET-FIVE YEAR CIP PLAN

LINE #	ORG/OBJ		Dept.	CIP Comm	BOS Priority	ADOPTED Fiscal Year 2021-22	ADOPTED Fiscal Year 2022-23	Proposed Fiscal Year 2023-24	Fiscal Year 2024-25	Fiscal Year 2025-26	Fiscal Year 2026-27	Fiscal Year 2027-28
1		GENERAL OPERATIONS										
2	88001	Townwide Computer Technology Upgrade	A	A	A	50,000	65,000	65,000	65,000	-	-	-
3	88141	Orthophotography/Planimetric Updates	A	A	A	1	1	1	-	-	-	-
4	88317	Video Security System - Phase 2 Town Hall & DPW Cameras				9,500	1	-	-	-	-	-
5		Storage Update	C	B	B	-	-	91,435	91,435	-	-	-
6	88349	ADA Accessibility - Town Facilities	B	B	B	20,000	1	10,000	20,000	20,000	-	-
7		TOTAL GENERAL OPERATIONS				79,501	65,003	166,436	176,435	20,000	-	-
8		OFFICE OF FIRST SELECTMAN										
9		Emergency Mgt - Emergency Lighting	N/A	N/A	B	-	-	14,000	-	-	-	-
10		TOTAL OFFICE OF FIRST SELECTMAN				-	-	14,000	-	-	-	-
11		POLICE SERVICES										
12	88003	Fleet Upgrade - Purchase of Four New Vehicles	A	A	A	180,000	185,000	210,000	210,000	215,000	215,000	220,000
13	88090	Technology Upgrade / Communication Equipment Upgrade	A	A	A	1	1	10,000	20,000	20,000	20,000	20,000
14	88031	MDT Replacement	B	A	A	15,000	-	19,000	-	19,000	-	19,000
15	88206	Town Wide Surveillance Cameras Program	B	B	B	-	15,000	20,000	20,000	20,000	20,000	20,000
16	88004	Police Officer Bullet Proof Vest Replacement				-	-	-	-	-	-	-
17	88350	Body/Cruiser Cameras	A	A	A	135,000	82,241	82,241	82,241	82,241	82,241	82,241
18	88367	Radio Microwave Link				-	1	-	-	-	-	-
19	88368	Police Portable Radios-Batteries				-	11,760	-	-	-	-	-
20		Records Management System	B	B	B	-	-	95,000	95,000	35,107	-	-
21		TOTAL POLICE SERVICES				330,001	294,003	436,241	427,241	391,348	337,241	361,241
22		ASSESSOR'S DEPARTMENT										
23	88117	Town Revaluation	A	A	A	70,000	70,000	70,000	70,000	70,000	70,000	70,000
24		TOTAL ASSESSOR'S DEPARTMENT				70,000	70,000	70,000	70,000	70,000	70,000	70,000
25		PUBLIC WORKS: HIGHWAY										
26	88012	Drainage Improvements Town wide	A	A	A	25,000	100,000	50,000	100,000	100,000	100,000	100,000
27	88231	Highway Equipment - Purchase	A	A	A	230,000	470,000	215,000	450,000	450,000	450,000	450,000
28	88369	DPW Office Trailer Installation				-	6,000	-	-	-	-	-
29	88232	ADA Public Works Transition Plan	A	A	A	50,000	-	50,000	50,000	50,000	50,000	50,000
30	88179	Roadway Safety	A	A	A	1	-	25,000	25,000	25,000	25,000	25,000
31	88220	Road Pavement - Major Maintenance	A	A	A	300,000	430,000	600,000	450,000	450,000	450,000	450,000
32	88311	Road Pavement - Capital (Extends life of road 10 or more years)	A	A	A	600,000	470,000	500,000	450,000	450,000	450,000	450,000
33	88320	DPW Radio Replacement				1	-	-	-	-	-	-
34	88370	Stillman Avenue Retaining Wall Replacement				-	15,000	-	60,000			
35	88347	Bridge Replacement & Structural Improvement Fund	A	A	A	29,000	50,000	50,000	100,000	100,000	100,000	100,000
36		TOTAL PUBLIC WORKS: HIGHWAY				1,234,002	1,541,000	1,490,000	1,685,000	1,625,000	1,625,000	1,625,000
37		PUBLIC WORKS: ENGINEERING										
38	88171	North Stonington Road Bridge (CTDOT Bridge #058001)				1	-	-	-	-	-	-
39	88235	Pawcatuck Pumphouse: Roof replacement & Masonry repair				1	1	-	-	-	-	-
40	88236	South Anguilla Road Bridge (CTDOT Bridge #04790)				1	170,000	-	-	-	-	-
41	88256	Washington Street Drainage Improvements	A	A	A	18,000	51,000	50,000	-	-	-	-
42	88272	Coogan Blvd - Culvert Rehabilitation				1	-	-	-	-	-	-

TOWN OF STONINGTON
SCHEDULE OF CAPITAL IMPROVEMENTS - BY DEPARTMENT
KEY: A--COMMITTED, B--URGENT, C--NEEDED, D--ACCEPTABLE, E--DEFERRABLE
2023-2024 TOWN MEETING PROPOSED BUDGET-FIVE YEAR CIP PLAN

LINE #	ORG/OBJ		Dept.	CIP Comm	BOS Priority	ADOPTED Fiscal Year 2021-22	ADOPTED Fiscal Year 2022-23	Proposed Fiscal Year 2023-24	Fiscal Year 2024-25	Fiscal Year 2025-26	Fiscal Year 2026-27	Fiscal Year 2027-28
43	88313/88084	Lantern Hill Bridge Project				1	-	-	-	-	-	-
44	88322	Willow Street Drainage				25,000	-	-	-	-	-	-
45	88364	Bridge Engineering and Design Fund	A	A	A	-	50,000	25,000	50,000	50,000	50,000	50,000
46	88371	Holmes Avenue - Wall Replacement	B	A	A	-	92,000	37,500	25,000	25,000	25,000	25,000
47	88372	Noyes Avenue - Wall & Road Replacement	B	A	A	-	75,000	100,000	150,000	-	-	-
48	88363	Boat Pumpout Facility at Town Dock				-	1	-	-	-	-	-
49		White Rock Bridge - Structural Repairs	B	B	B			88,000				
50		TOTAL PUBLIC WORKS: ENGINEERING				43,005	438,002	300,500	225,000	75,000	75,000	75,000
51		PUBLIC WORKS: FACILITIES MANAGEMENT										
52	88271	Town Hall Parking Lot Replacement				1	-	-	-	-	-	-
53	88346	Town Hall - HVAC Improvements				1	300,000	-	-	-	-	-
54	88255	Human Services HVAC Replacement - Phase II				1	100,000	-	-	-	-	-
55	88321	Pawcatuck Pumphouse: Fire Suppression Line Abandonment				1	1	-	-	-	-	-
56	88373	Levee Gate Repair	B	B	B	-	1	1	100,000	-	-	-
57	88323	West Broad Street School Repairs				30,000	50,000	-	-	-	-	-
58	88374	MS4 - D.C.I.A. Projects	B	B	B	-	1	25,000	25,000	25,000	25,000	25,000
59	88061	4th District Voting Hall Roof Replacement	B	B	B		-	12,500	-	-	-	-
60	88352	Donahue Park Security Lighting				1	-	-	-	-	-	-
61		TOTAL PUBLIC WORKS: FACILITIES MANAGEMENT				30,005	450,003	37,501	125,000	25,000	25,000	25,000
62		WPCA										
63		Climate Resiliency Evaluation Study	N/A	N/A	B	-	-	25,000	-	-	-	-
64		Billing System Evaluation	N/A	N/A	B	-	-	10,000	-	-	-	-
65		TOTAL WPCA				-	-	35,000	-	-	-	-
66		SOLID WASTE										
67		Trash Compactor	D	C	C	-	-	10,000	10,000	-	-	-
68	88135	Front Wheel Loader	A	A	A	5,000	29,000	29,000	29,000	29,000	29,000	-
69	88019	Roll-Off Truck	C	C	B	-	-	40,000	40,000	40,000	40,000	-
70	88144	Pick Up Truck	D	C	C	-	-	22,000	22,000	-	-	-
71		TOTAL SOLID WASTE				5,000	29,000	101,000	101,000	69,000	69,000	-
72		BUILDING DEPARTMENT										
73	88282	File Retention	N/A	C	C	-	-	53,500	-	-	-	-
74		TOTAL BUILDING DEPARTMENT				-	-	53,500	-	-	-	-
75		HUMAN SERVICES										
76	88327	George Crouse Tennis Court Rebuild				1	96,252	-	-	-	-	-
77		TOTAL HUMAN SERVICES				1	96,252	-	-	-	-	-
78		PLANNING DEPARTMENT										
79	88208	Engineering and Construction of New Sidewalks				822,000	207,094	-	-	-	-	-
80	88328	Bicycling and Walking Greenway				1	1	-	-	-	-	-
81	88044	Plan of Conservation and Development	A	A	A	5,000	1	47,500	47,500	-	-	-
82	88329	Community/Tourism Wayfinding Signs Plan				1	-	-	-	-	-	-
83	88342	Comprehensive Plan Update - Zoning Regulations				75,000	75,000	-	-	-	-	-
84	88314	Online Permitting & Tracking				15,000	25,000	-	-	-	-	-

TOWN OF STONINGTON
SCHEDULE OF CAPITAL IMPROVEMENTS - BY DEPARTMENT
KEY: A--COMMITTED, B--URGENT, C--NEEDED, D--ACCEPTABLE, E--DEFERRABLE
2023-2024 TOWN MEETING PROPOSED BUDGET-FIVE YEAR CIP PLAN

LINE #	ORG/OBJ		Dept.	CIP Comm	BOS Priority	ADOPTED Fiscal Year 2021-22	ADOPTED Fiscal Year 2022-23	Proposed Fiscal Year 2023-24	Fiscal Year 2024-25	Fiscal Year 2025-26	Fiscal Year 2026-27	Fiscal Year 2027-28
85	88331	Pawcatuck River Greenway - Phase I				1	1	-	-	-	-	-
86	88353	Pawcatuck River Pedestrian Bridge				1	-	-	-	-	-	-
87	88239	Pawcatuck Hurricane Barrier Study				1	-	-	-	-	-	-
88	88280	Stillman Mill Environmental Assessment				1	-	-	-	-	-	-
89	88354	Stillman Mill Brownfield Remediation				1	-	-	-	-	-	-
90	88281	Inspection Vehicle				1	-	-	6,000	6,000	-	-
91	88282	File Retention	A	A	A	75,000	53,500	53,500	-	-	-	-
92	88284	Circus Lot Acquisition and Master Plan	B	B	B	3,000	1	125,000	-	-	-	-
93	88355	South Pier Renovation				1	1	-	-	-	-	-
94	88356	Elihu Island Safe Crossing				1	-	-	-	-	-	-
95	88357	Stonington Harbor Breakwater Repair				1	1	-	-	-	-	-
96	88332	Contribution to Open Space Acquisition Fund	C	C	B	1	1	-	50,000	50,000	50,000	50,000
97		TOTAL PLANNING DEPARTMENT				995,012	360,601	226,000	103,500	56,000	50,000	50,000
98		CLIMATE CHANGE TASKFORCE										
99	88330	Climate Change Adaptation & Mitigation Program				10,000	20,000	-	-	-	-	-
100	88358	Electric Vehicle Charging Stations				1	1	-	-	-	-	-
101		TOTAL CLIMATE CHANGE TASKFORCE				10,001	20,001	-	-	-	-	-
102		TOTAL GENERAL GOVERNMENT				2,796,528	3,363,865	2,930,178	2,913,176	2,331,348	2,251,241	2,206,241
103		OUTSIDE AGENCIES										
104	88242	Ocean Community YMCA - Naik Master Plan		C	C	-	-	25,000	-	-	-	-
105	88375	PNC - Cleaning and Painting of Exterior Trim and Siding				-	19,850	-	-	-	-	-
106		Stanton Davis Homestead Musuem	B	C	B	-	-	10,000	-	-	-	-
107		Stonington Borough -Wadawanuck Square Comfort Station	B	B	B	-	-	50,000	-	-	-	-
108	88376	New England Science & Sailing Foundation-Wheelchair Lift				-	10,000	-	-	-	-	-
109	88377	Mystic & Noank Library - Air Purification System				-	5,000	-	-	-	-	-
110	88070	Mason's Island Causeway - Sea Level Rise Study	N/A	C	C	-	-	1	-	-	-	-
111	88288	Stonington Historical - Lighthouse Restoration				5,000	-	-	-	-	-	-
112		TOTAL OUTSIDE AGENCIES				5,000	34,850	85,001	-	-	-	-
113		TOTAL GENERAL GOVERNMENT & OUTSIDE AGENCIES CIP EXPENDITURE BUDGET				2,801,528	3,398,715	3,015,179	2,913,176	2,331,348	2,251,241	2,206,241
114		LESS: OTHER ANTICIPATED REVENUE SOURCES										
115	70079	State LOCIP Grant				(109,374)	(110,194)	(109,080)	-	-	-	-
116		Reappropriation of CIP Fund Balance from defunct projects				-	-	(55,388)	-	-	-	-
117	71001	Other State and Federal Grants				(40,500)	(50,000)	-	-	-	-	-
118	71001	Sidewalk Grants				(600,000)	-	-	-	-	-	-
119		TOTAL OTHER REVENUE AND EXPENDITURE OFFSETS				(749,874)	(160,194)	(164,468)	-	-	-	-
120		TOTAL NET APPROPRIATION FOR GENERAL GOVERNMENT & OUTSIDE AGENCIES FROM GENERAL FUND				2,051,654	3,238,521	2,850,711	2,913,176	2,331,348	2,251,241	2,206,241
121		STONINGTON PUBLIC SCHOOLS										
122	88167	District Computers and Peripherals - Purchases	A			400,000	232,000	246,000	310,000	310,000	310,000	31,000

TOWN OF STONINGTON
SCHEDULE OF CAPITAL IMPROVEMENTS - BY DEPARTMENT
KEY: A--COMMITTED, B--URGENT, C--NEEDED, D--ACCEPTABLE, E--DEFERRABLE
2023-2024 TOWN MEETING PROPOSED BUDGET-FIVE YEAR CIP PLAN

LINE #	ORG/OBJ		Dept.	CIP Comm	BOS Priority	ADOPTED Fiscal Year 2021-22	ADOPTED Fiscal Year 2022-23	Proposed Fiscal Year 2023-24	Fiscal Year 2024-25	Fiscal Year 2025-26	Fiscal Year 2026-27	Fiscal Year 2027-28
123	88289	District Staff Laptop Computers - Purchases	A			20,000	50,000	60,000	60,000	60,000	56,000	56,000
124	88265	District Computers One to One - Purchase	A			175,000	141,000	127,000	133,000	133,000	133,000	133,000
125	88159	District Phone System	A			1	13,000	13,000	13,000	13,000	13,000	13,000
126	88157	Install Security System & Cameras - District Wide	A			1	71,000	40,000	40,000	40,000	45,000	45,000
127	88266	Roof Ladders and Cables - SHS				107,800	-	-	-	-	-	-
128	88290	Middle School AC Upgrade - SMS	B			1	500,000	1	-	-	-	-
129	88295	Interior Paint and Repairs - SMS & SHS				1	1	-	-	-	-	-
130	88300	Flooring Repair - Library	B			-	1	39,750	-	-	-	-
131	88301	Upgraded Building Management System - SMS & DO				78,850	92,700	-	-	-	-	-
132	88302	Renovations - Phase 2 AC Upgrade for DO and Classrooms				1	-	-	-	-	-	-
133	88303	Classroom Upgrades, Paint, Walls, Flooring - District Office				-	-	-	-	-	-	-
134	88305	Locks & Keys - District				1	1	-	-	-	-	-
135	88300	Flooring Repair - District				1	-	-	-	-	-	-
136	88243	Replacement Maintenance truck - District	B			33,000	1	51,000	51,000	51,000	-	-
137	88110	Special Ed Mini Van Replacement				-	45,000	-	-	45,000	45,000	-
138	88033	Classroom Furniture - District				1	1	-	-	-	-	-
139	88336	Kitchen Equipment Upgrade - SMS & SHS				-	70,000	-	-	-	-	-
140	88337	High School Generator Upgrade to Electrical Panels				1	15,000	-	-	-	-	-
141	88338	High School Gym Upgrade	B			1	35,000	21,500	20,350	-	-	-
142	88339	High School Roof Top Unit Rebuild & GYM AC	A			1	1	1	-	-	-	-
143	88340	Sports/Maintenance Turf Field Utility Vehicle				1	-	-	-	-	-	-
144	88341	Middle School Science Rooms Upgrade				1	10,000	-	-	10,000	-	-
145	88153	Track/ Turf Replacement/Repair				1	-	-	-	-	-	-
146	88032	High School Roof Repair	B			1	250,000	250,000	250,000	250,000	500,000	500,000
147	88359	Audio/Video Systems - District	B			1	1	140,000	90,000	90,000	90,000	90,000
148	88378	Floor Burnishers				-	1	-	-	-	-	-
149	88292	Parking Lot Repaving-SMS	B			-	-	131,500	-	-	-	-
150		TOTAL PUBLIC SCHOOLS CIP EXPENDITURE BUDGET				814,666	1,524,708	1,119,752	967,350	1,002,000	1,192,000	868,000
151		LESS: PUBLIC SCHOOLS OTHER ANTICIPATED REVENUE SOURCES										
152		State & Federal Grants				(1)	-	-	-	-	-	-
153		Other Non-Governmental Grants				(93,000)	-	-	-	-	-	-
154		Reappropriation of CIP Fund Balance for Defunct BOE Projects				-	-	(305,689)	-	-	-	-
155		TOTAL OTHER PUBLIC SCHOOL REVENUE AND EXPENDITURE OFFSETS				(93,001)	-	(305,689)	-	-	-	-
156		TOTAL NET APPROPRIATION FOR PUBLIC SCHOOLS CIP FROM GENERAL FUND				721,665	1,524,708	814,063	967,350	1,002,000	1,192,000	868,000
157		TOTAL NET APPROPRIATION FOR ALL CIP PROJECTS FROM GENERAL FUND				2,773,319	4,763,229	3,664,774	3,880,526	3,333,348	3,443,241	3,074,241

TOWN OF STONINGTON
SCHEDULE OF CAPITAL IMPROVEMENTS - BY DEPARTMENT
KEY: A--COMMITTED, B--URGENT, C--NEEDED, D--ACCEPTABLE, E--DEFERRABLE
2023-2024 TOWN MEETING PROPOSED BUDGET-TEN YEAR CIP PLAN

LINE #	ORG/OBJ		Dept.	CIP Comm	BOS Priority	ADOPTED Fiscal Year 2021-22	ADOPTED Fiscal Year 2022-23	Proposed Fiscal Year 2023-24	Fiscal Year 2024-25	Fiscal Year 2025-26	Fiscal Year 2026-27	Fiscal Year 2027-28	Fiscal Year 2028-29	Fiscal Year 2029-30	Fiscal Year 2030-31	Fiscal Year 2031-32	Fiscal Year 2032-33
1		GENERAL OPERATIONS															
2	88001	Townwide Computer Technology Upgrade	A	A	A	50,000	65,000	65,000	65,000	-	-	-	-	-	-	-	-
3	88141	Orthophotography/Planimetric Updates	A	A	A	1	1	1	-	-	-	-	-	-	-	-	-
4	88317	Video Security System - Phase 2 Town Hall & DPW Cameras				9,500	1	-	-	-	-	-	-	-	-	-	-
5		Storage Update	C	B	B	-	-	91,435	-	-	-	-	-	-	-	-	-
6	88349	ADA Accessibility - Town Facilities	B	B	B	20,000	1	10,000	20,000	20,000	-	-	-	-	-	-	-
7		TOTAL GENERAL OPERATIONS				79,501	65,003	166,436	85,000	20,000	-	-	-	-	-	-	-
8		OFFICE OF FIRST SELECTMAN															
9		Emergency Mgt - Emergency Lighting	N/A	N/A	B	-	-	14,000	-	-	-	-	-	-	-	-	-
10		TOTAL OFFICE OF FIRST SELECTMAN				-	-	14,000	-	-	-	-	-	-	-	-	-
11		POLICE SERVICES															
12	88003	Fleet Upgrade - Purchase of Four New Vehicles	A	A	A	180,000	185,000	210,000	210,000	215,000	215,000	220,000	220,000	220,000	220,000	220,000	220,000
13	88090	Technology Upgrade / Communication Equipment Upgrade	A	A	A	1	1	10,000	20,000	20,000	20,000	20,000	20,000	20,000	20,000	20,000	20,000
14	88031	MDT Replacement	B	A	A	15,000	-	19,000	-	19,000	-	19,000	-	19,000	-	19,000	-
15	88206	Town Wide Surveillance Cameras Program	B	B	B	-	15,000	20,000	20,000	20,000	20,000	20,000	20,000	20,000	20,000	20,000	20,000
16	88004	Police Officer Bullet Proof Vest Replacement				-	-	-	-	-	-	-	-	-	-	-	-
17	88350	Body/Cruiser Cameras	A	A	A	135,000	82,241	82,241	82,241	82,241	82,241	82,241	82,241	82,241	82,241	82,241	82,241
18	88367	Radio Microwave Link				-	1	-	-	-	-	-	-	-	-	-	-
19	88368	Police Portable Radios-Batteries				-	11,760	-	-	-	-	-	-	-	-	-	-
20		Records Management System	B	B	B	-	-	95,000	95,000	35,107	-	-	-	-	-	-	-
21		TOTAL POLICE SERVICES				330,001	294,003	436,241	427,241	391,348	337,241	361,241	342,241	361,241	342,241	361,241	342,241
22		ASSESSOR'S DEPARTMENT															
23	88117	Town Revaluation	A	A	A	70,000	70,000	70,000	70,000	70,000	70,000	70,000	70,000	70,000	70,000	70,000	70,000
24		TOTAL ASSESSOR'S DEPARTMENT				70,000	70,000	70,000	70,000	70,000	70,000	70,000	70,000	70,000	70,000	70,000	70,000
25		PUBLIC WORKS: HIGHWAY															
26	88012	Drainage Improvements Town wide	A	A	A	25,000	100,000	50,000	100,000	100,000	100,000	100,000	100,000	100,000	100,000	100,000	100,000
27	88231	Highway Equipment - Purchase	A	A	A	230,000	470,000	215,000	450,000	450,000	450,000	450,000	450,000	450,000	450,000	450,000	450,000
28	88369	DPW Office Trailer Installation				-	6,000	-	-	-	-	-	-	-	-	-	-
29	88232	ADA Public Works Transition Plan	A	A	A	50,000	-	50,000	50,000	50,000	50,000	50,000	50,000	50,000	50,000	50,000	50,000
30	88179	Roadway Safety	A	A	A	1	-	25,000	25,000	25,000	25,000	25,000	25,000	25,000	25,000	25,000	25,000
31	88220	Road Pavement - Major Maintenance	A	A	A	300,000	430,000	600,000	450,000	450,000	450,000	450,000	450,000	450,000	450,000	450,000	450,000
32	88311	Road Pavement - Capital (Extends life of road 10 or more years)	A	A	A	600,000	470,000	500,000	450,000	450,000	450,000	450,000	450,000	450,000	450,000	450,000	450,000
33	88320	DPW Radio Replacement				1	-	-	-	-	-	-	-	-	-	-	-
34	88370	Stillman Avenue Retaining Wall Replacement				-	15,000	-	60,000	-	-	-	-	-	-	-	-
35	88347	Bridge Replacement & Structural Improvement Fund	A	A	A	29,000	50,000	50,000	100,000	100,000	100,000	100,000	100,000	100,000	100,000	100,000	100,000
36		TOTAL PUBLIC WORKS: HIGHWAY				1,234,002	1,541,000	1,490,000	1,685,000	1,625,000	1,625,000	1,625,000	1,625,000	1,625,000	1,625,000	1,625,000	1,625,000
37		PUBLIC WORKS: ENGINEERING															
38	88171	North Stonington Road Bridge (CTDOT Bridge #058001)				1	-	-	-	-	-	-	-	-	-	-	-
39	88235	Pawcatuck Pumphouse: Roof replacement & Masonry repair				1	1	-	-	-	-	-	-	-	-	-	-
40	88236	South Anguilla Road Bridge (CTDOT Bridge #04790)				1	170,000	-	-	-	-	-	-	-	-	-	-
41	88256	Washington Street Drainage Improvements	A	A	A	18,000	51,000	50,000	-	-	-	-	-	-	-	-	-
42	88272	Coogan Blvd - Culvert Rehabilitation				1	-	-	-	-	-	-	-	-	-	-	-
43	88313/88084	Lantern Hill Bridge Project				1	-	-	-	-	-	-	-	-	-	-	-
44	88322	Willow Street Drainage				25,000	-	-	-	-	-	-	-	-	-	-	-
45	88364	Bridge Engineering and Design Fund	A	A	A	-	50,000	25,000	50,000	50,000	50,000	50,000	50,000	50,000	50,000	50,000	50,000
46	88371	Holmes Avenue - Wall Replacement	B	A	A	-	92,000	37,500	25,000	25,000	25,000	25,000	25,000	25,000	25,000	25,000	25,000
47	88372	Noyes Avenue - Wall & Road Replacement	B	A	A	-	75,000	100,000	150,000	-	-	-	-	-	-	-	-
48	88363	Boat Pumpout Facility at Town Dock				-	1	-	-	-	-	-	-	-	-	-	-
49		White Rock Bridge - Structural Repairs	B	B	B	-	-	88,000	-	-	-	-	-	-	-	-	-
50		TOTAL PUBLIC WORKS: ENGINEERING				43,005	438,002	300,500	225,000	75,000	75,000	75,000	75,000	75,000	75,000	75,000	75,000
51		PUBLIC WORKS: FACILITIES MANAGEMENT															
52	88271	Town Hall Parking Lot Replacement				1	-	-	-	-	-	-	-	-	-	-	-
53	88346	Town Hall - HVAC Improvements				1	300,000	-	-	-	-	-	-	-	-	-	-
54	88255	Human Services HVAC Replacement - Phase II				1	100,000	-	-	-	-	-	-	-	-	-	-
55	88321	Pawcatuck Pumphouse: Fire Suppression Line Abandonment				1	1	-	-	-	-	-	-	-	-	-	-
56	88373	Levee Gate Repair	B	B	B	-	1	1	100,000	-	-	-	-	-	-	-	-
57	88323	West Broad Street School Repairs				30,000	50,000	-	-	-	-	-	-	-	-	-	-
58	88374	MS4 - D.C.I.A. Projects	B	B	B	-	1	25,000	25,000	25,000	25,000	25,000	25,000	25,000	25,000	25,000	25,000
59	88061	4th District Voting Hall Roof Replacement	B	B	B	-	-	12,500	-	-	-	-	-	-	-	-	-
60	88352	Donahue Park Security Lighting				1	-	-	-	-	-	-	-	-	-	-	-
61		TOTAL PUBLIC WORKS: FACILITIES MANAGEMENT				30,005	450,003	37,501	125,000	25,000	25,000	25,000	25,000	25,000	25,000	25,000	25,000
62		WPCA															
63		Climate Resiliency Evaluation Study	N/A	N/A	B	-	-	25,000	-	-	-	-	-	-	-	-	-
64		Billing System Evaluation	N/A	N/A	B	-	-	10,000	-	-	-	-	-	-	-	-	-
65		TOTAL WPCA				-	145	35,000	-	-	-	-	-	-	-	-	-

TOWN OF STONINGTON
SCHEDULE OF CAPITAL IMPROVEMENTS - BY DEPARTMENT
KEY: A--COMMITTED, B--URGENT, C--NEEDED, D--ACCEPTABLE, E--DEFERRABLE
2023-2024 TOWN MEETING PROPOSED BUDGET-TEN YEAR CIP PLAN

LINE #	ORG/OBJ		Dept.	CIP Comm	BOS Priority	ADOPTED Fiscal Year 2021-22	ADOPTED Fiscal Year 2022-23	Proposed Fiscal Year 2023-24	Fiscal Year 2024-25	Fiscal Year 2025-26	Fiscal Year 2026-27	Fiscal Year 2027-28	Fiscal Year 2028-29	Fiscal Year 2029-30	Fiscal Year 2030-31	Fiscal Year 2031-32	Fiscal Year 2032-33
66		SOLID WASTE															
67		Trash Compactor	D	C	C	-	-	10,000	10,000	-	-	-	-	-	-	-	-
68	88135	Front Wheel Loader	A	A	A	5,000	29,000	29,000	29,000	29,000	29,000	-	-	-	-	-	-
69	88019	Roll-Off Truck	C	C	B	-	-	40,000	40,000	40,000	40,000	-	-	-	-	-	-
70	88144	Pick Up Truck	D	C	C	-	-	22,000	22,000	-	-	-	-	-	-	-	-
71		TOTAL SOLID WASTE				5,000	29,000	101,000	101,000	69,000	69,000	-	-	-	-	-	-
72		BUILDING DEPARTMENT															
73	88282	File Retention	N/A	C	C	-	-	53,500	-	-	-	-	-	-	-	-	-
74		TOTAL BUILDING DEPARTMENT				-	-	53,500	-	-	-	-	-	-	-	-	-
75		HUMAN SERVICES															
76	88327	George Crouse Tennis Court Rebuild				1	96,252	-	-	-	-	-	-	-	-	-	-
77		TOTAL HUMAN SERVICES				1	96,252	-	-	-	-	-	-	-	-	-	-
78		PLANNING DEPARTMENT															
79	88208	Engineering and Construction of New Sidewalks				822,000	207,094	-	-	-	-	-	-	-	-	-	-
80	88328	Bicycling and Walking Greenway				1	1	-	-	-	-	-	-	-	-	-	-
81	88044	Plan of Conservation and Development	A	A	A	5,000	1	47,500	47,500	-	-	-	-	-	-	-	-
82	88329	Community/Tourism Wayfinding Signs Plan				1	-	-	-	-	-	-	-	-	-	-	-
83	88342	Comprehensive Plan Update - Zoning Regulations				75,000	75,000	-	-	-	-	-	-	-	-	-	-
84	88314	Online Permitting & Tracking				15,000	25,000	-	-	-	-	-	-	-	-	-	-
85	88331	Pawcatuck River Greenway - Phase I				1	1	-	-	-	-	-	-	-	-	-	-
86	88353	Pawcatuck River Pedestrian Bridge				1	-	-	-	-	-	-	-	-	-	-	-
87	88239	Pawcatuck Hurricane Barrier Study				1	-	-	-	-	-	-	-	-	-	-	-
88	88280	Stillman Mill Environmental Assessment				1	-	-	-	-	-	-	-	-	-	-	-
89	88354	Stillman Mill Brownfield Remediation				1	-	-	-	-	-	-	-	-	-	-	-
90	88281	Inspection Vehicle				1	-	-	6,000	6,000	-	-	-	-	-	-	-
91	88282	File Retention	A	A	A	75,000	53,500	53,500	-	-	-	-	-	-	-	-	-
92	88284	Circus Lot Acquisition and Master Plan	B	B	B	3,000	1	125,000	-	-	-	-	-	-	-	-	-
93	88355	South Pier Renovation				1	1	-	-	-	-	-	-	-	-	-	-
94	88356	Elihu Island Safe Crossing				1	-	-	-	-	-	-	-	-	-	-	-
95	88357	Stonington Harbor Breakwater Repair				1	1	-	-	-	-	-	-	-	-	-	-
96	88332	Contribution to Open Space Acquisition Fund	C	C	B	1	1	-	50,000	50,000	50,000	50,000	50,000	50,000	50,000	50,000	50,000
97		TOTAL PLANNING DEPARTMENT				995,012	360,601	226,000	103,500	56,000	50,000	50,000	50,000	50,000	50,000	50,000	50,000
98		CLIMATE CHANGE TASKFORCE															
99	88330	Climate Change Adaptation & Mitigation Program				10,000	20,000	-	-	-	-	-	-	-	-	-	-
100	88358	Electric Vehicle Charging Stations				1	1	-	-	-	-	-	-	-	-	-	-
101		TOTAL CLIMATE CHANGE TASKFORCE				10,001	20,001	-	-	-	-	-	-	-	-	-	-
102		TOTAL GENERAL GOVERNMENT				2,796,528	3,363,865	2,930,178	2,821,741	2,331,348	2,251,241	2,206,241	2,187,241	2,206,241	2,187,241	2,206,241	2,187,241
103		OUTSIDE AGENCIES															
104	88242	Ocean Community YMCA - Naik Master Plan		C	C	-	-	25,000	-	-	-	-	-	-	-	-	-
105	88375	PNC - Cleaning and Painting of Exterior Trim and Siding				-	19,850	-	-	-	-	-	-	-	-	-	-
106		Stanton Davis Homestead Museum	B	C	B	-	-	10,000	-	-	-	-	-	-	-	-	-
107		Stonington Borough - Wadawanuck Square Comfort Station	B	B	B	-	-	50,000	-	-	-	-	-	-	-	-	-
108	88376	New England Science & Sailing Foundation-Wheelchair Lift				-	10,000	-	-	-	-	-	-	-	-	-	-
109	88377	Mystic & Noank Library - Air Purification System				-	5,000	-	-	-	-	-	-	-	-	-	-
110	88070	Mason's Island Causeway - Sea Level Rise Study	N/A	C	C	-	-	1	-	-	-	-	-	-	-	-	-
111	88288	Stonington Historical - Lighthouse Restoration				5,000	-	-	-	-	-	-	-	-	-	-	-
112		TOTAL OUTSIDE AGENCIES				5,000	34,850	85,001	-	-	-	-	-	-	-	-	-
113		TOTAL GENERAL GOVERNMENT & OUTSIDE AGENCIES CIP EXPENDITURE BUDGET				2,801,528	3,398,715	3,015,179	2,821,741	2,331,348	2,251,241	2,206,241	2,187,241	2,206,241	2,187,241	2,206,241	2,187,241
114		LESS: OTHER ANTICIPATED REVENUE SOURCES															
115	70079	State LOCIP Grant				(109,374)	(110,194)	(109,080)	-	-	-	-	-	-	-	-	-
116		Reappropriation of CIP Fund Balance from defunct projects				-	-	(55,388)	-	-	-	-	-	-	-	-	-
117	71001	Other State and Federal Grants				(40,500)	(50,000)	-	-	-	-	-	-	-	-	-	-
118	71001	Sidewalk Grants				(600,000)	-	-	-	-	-	-	-	-	-	-	-
119		TOTAL OTHER REVENUE AND EXPENDITURE OFFSETS				(749,874)	(160,194)	(164,468)	-	-	-	-	-	-	-	-	-
120		TOTAL NET APPROPRIATION FOR GENERAL GOVERNMENT & OUTSIDE AGENCIES FROM GENERAL FUND				2,051,654	3,238,521	2,850,711	2,821,741	2,331,348	2,251,241	2,206,241	2,187,241	2,206,241	2,187,241	2,206,241	2,187,241
121		STONINGTON PUBLIC SCHOOLS															
122	88167	District Computers and Peripherals - Purchases	A			400,000	232,000	246,000	310,000	310,000	310,000	31,000	320,000	320,000	320,000	320,000	-
123	88289	District Staff Laptop Computers - Purchases	A			20,000	50,000	60,000	60,000	60,000	56,000	56,000	56,000	56,000	56,000	56,000	-
124	88265	District Computers One to One - Purchase	A			175,000	141,000	127,000	133,000	133,000	133,000	133,000	133,000	133,000	133,000	133,000	-
125	88159	District Phone System	A			1	146,000	13,000	13,000	13,000	13,000	13,000	13,000	13,000	13,000	13,000	-
126	88157	Install Security System & Cameras - District Wide	A			1	71,000	40,000	40,000	40,000	45,000	45,000	45,000	45,000	45,000	45,000	-

TOWN OF STONINGTON
SCHEDULE OF CAPITAL IMPROVEMENTS - BY DEPARTMENT
KEY: A--COMMITTED, B--URGENT, C--NEEDED, D--ACCEPTABLE, E--DEFERRABLE
2023-2024 TOWN MEETING PROPOSED BUDGET-TEN YEAR CIP PLAN

LINE #	ORG/OBJ		Dept.	CIP Comm	BOS Priority	ADOPTED Fiscal Year 2021-22	ADOPTED Fiscal Year 2022-23	Proposed Fiscal Year 2023-24	Fiscal Year 2024-25	Fiscal Year 2025-26	Fiscal Year 2026-27	Fiscal Year 2027-28	Fiscal Year 2028-29	Fiscal Year 2029-30	Fiscal Year 2030-31	Fiscal Year 2031-32	Fiscal Year 2032-33
127	88266	Roof Ladders and Cables - SHS				107,800	-	-	-	-	-	-	-	-	-	-	-
128	88290	Middle School AC Upgrade - SMS	B			1	500,000	1	-	-	-	-	-	-	-	-	-
129	88295	Interior Paint and Repairs - SMS & SHS				1	1	-	-	-	-	-	-	-	-	-	-
130	88300	Flooring Repair - Library	B			-	1	39,750	-	-	-	-	-	-	-	-	-
131	88301	Upgraded Building Management System - SMS & DO				78,850	92,700	-	-	-	-	-	-	-	-	-	-
132	88302	Renovations - Phase 2 AC Upgrade for DO and Classrooms				1	-	-	-	-	-	-	-	-	-	-	-
133	88303	Classroom Upgrades, Paint, Walls, Flooring - District Office				-	-	-	-	-	-	-	-	-	-	-	-
134	88305	Locks & Keys - District				1	1	-	-	-	-	-	-	-	-	-	-
135	88300	Flooring Repair - District				1	-	-	-	-	-	-	-	-	-	-	-
136	88243	Replacement Maintenance truck - District	B			33,000	1	51,000	51,000	51,000	-	-	-	-	50,000	-	-
137	88110	Special Ed Mini Van Replacement				-	45,000	-	-	45,000	45,000	-	50,000	-	-	-	-
138	88033	Classroom Furniture - District				1	1	-	-	-	-	-	-	-	-	-	-
139	88336	Kitchen Equipment Upgrade - SMS & SHS				-	70,000	-	-	-	-	-	-	-	-	-	-
140	88337	High School Generator Upgrade to Electrical Panels				1	15,000	-	-	-	-	-	-	-	-	-	-
141	88338	High School Gym Upgrade	B			1	35,000	21,500	20,350	-	-	-	-	-	-	-	-
142	88339	High School Roof Top Unit Rebuild & GYM AC	A			1	1	1	-	-	-	-	-	-	-	-	-
143	88340	Sports/Maintenance Turf Field Utility Vehicle				1	-	-	-	-	-	-	-	-	-	-	-
144	88341	Middle School Science Rooms Upgrade				1	10,000	-	-	10,000	-	-	-	-	-	-	-
145	88153	Track/ Turf Replacement/Repair				1	-	-	-	-	-	-	-	-	-	-	-
146	88032	High School Roof Repair	B			1	250,000	250,000	250,000	250,000	500,000	500,000	-	-	-	-	-
147	88359	Audio/Video Systems - District	B			1	1	140,000	90,000	90,000	90,000	90,000	60,000	60,000	60,000	60,000	-
148	88378	Floor Burnishers				-	1	-	-	-	-	-	-	-	-	-	-
149	88292	Parking Lot Repaving-SMS	B			-	-	131,500	-	-	-	-	-	-	-	-	-
150		TOTAL PUBLIC SCHOOLS CIP EXPENDITURE BUDGET				814,666	1,524,708	1,119,752	967,350	1,002,000	1,192,000	868,000	677,000	627,000	677,000	627,000	-
		LESS: PUBLIC SCHOOLS OTHER ANTICIPATED REVENUE SOURCES															
151		State & Federal Grants				(1)	-	-	-	-	-	-	-	-	-	-	-
153		Other Non-Governmental Grants				(93,000)	-	-	-	-	-	-	-	-	-	-	-
154		Reappropriation of CIP Fund Balance for Defunct BOE Projects				-	-	(305,689)	-	-	-	-	-	-	-	-	-
155		TOTAL OTHER PUBLIC SCHOOL REVENUE AND EXPENDITURE OFFSETS				(93,001)	-	(305,689)	-	-	-	-	-	-	-	-	-
		TOTAL NET APPROPRIATION FOR PUBLIC SCHOOLS CIP FROM GENERAL FUND				721,665	1,524,708	814,063	967,350	1,002,000	1,192,000	868,000	677,000	627,000	677,000	627,000	-
157		TOTAL NET APPROPRIATION FOR ALL CIP PROJECTS FROM GENERAL FUND				2,773,319	4,763,229	3,664,774	3,789,091	3,333,348	3,443,241	3,074,241	2,864,241	2,833,241	2,864,241	2,833,241	2,187,241